

642M

12V DC MOBILE CENTRIFUGE

Part # 00-077-009-000

The 642M facilitates efficient routes and longer range for mobile phlebotomists by providing centrifugation in the vehicle. Spin specimens within two hours of draw and run the most convenient route without the need to return to the central lab. Powered directly from a vehicle's 12V electrical supply, the 642M provides horizontal centrifugation for high quality gel tube separation and two-button operation for maximum repeatability.

Easy to Use

The simple interface runs the preset cycle (10 minutes at 3,400 RPM/1,600 xg) at the touch of a button. Runtime can be adjusted from 1 to 30 minutes.

Designed for Mobile Centrifugation

With in-vehicle centrifugation, phlebotomists are free to plan a day-long route without returning to the lab. This affordable device can greatly increase range of service and productivity without sacrificing specimen quality or patient outcome.

Built to Last

No routine maintenance. The brushless motor and unique convection-based cooling system ensure years of high-quality separations.

Engineered for Safety

Ensure maximum safety with the clear, shatterproof lid, which locks until the centrifuge has stopped completely.

A Great Value

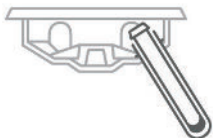
Each unit arrives ready to run with horizontal rotor, universal tube holders, and 2-year warranty included in the affordable price.



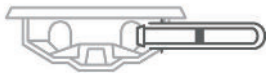
2-Stage Horizontal Rotor

Our patented swing-out rotor design incorporates a unique test tube holder that produces horizontally separated samples, ideal for transportation.

Loading Angle



Rotation Angle



Applications

Chemistry,
Coag, PPP

Max Speed

1,650 xg Max RCF
3,400 Max RPM

Max Capacity

6 x
75-100 mm
3-10 mL

Included

Horizontal Rotor,
Tube Holders,
Car Seat


Warranty

2 years
Rotor: lifetime warranty

642M Centrifuge

Part Numbers	642M
Centrifuge	00-077-009-000
75-100 mm tube holders	7713079K (6 qty)
Car Seat	03-1-0012-0139
1 yr Warranty Extension	03-0-0007-0001
2 yr Warranty Extension	03-0-0007-0002
3 yr Warranty Extension	03-0-0007-0006

Specifications	642M
Sound level	65 dBA
Dimensions (W x D x H)	12 x 14 x 9 in 30 x 36 x 23 cm
Weight	12 lbs (5.4 kg)
Max RPM	3400 RPM
Max G-Force	1650 xg
Power	12V



Safety lid automatically locks during operation and will not open until the centrifuge has stopped

QR code for easy access to support videos, manuals, and more

12V DC cord for use in vehicles

LED lights illuminate to indicate running, locked, unlocked

Simple two-button operation

Reinforced guard bowl for maximum safety

OTHER DRUCKER MODELS



642E

World's #1 clinical lab centrifuge
For blood



HORIZON

3 preset cycles, available for 6, 12, 24 tubes
For blood and urine



HORIZON Flex

Digital display, available for 6, 12, 24 tubes
10 cycles, for blood and urine



druckerdiagnostics.com
sales@druckerdiagnostics.com

+1-866-265-1486 (U.S. only)
+1-814-692-7661