

## 642E

### **SINGLE-SPEED ELECTRONIC CENTRIFUGE**

Part # 00-018-009-001



The 642E is the **world's best-selling clinical laboratory centrifuge**. Easy two-button operation ensures repeatability and standardization, while advanced design delivers high-quality blood separation every time. Its preset speed and runtime make the 642E the ideal choice for consistency in doctor's offices, patient service centers, and outreach locations.

#### **Easy to Use**

Spin samples with the press of just one button. The 642E processes 75-100 mm (3-10 mL) tubes for chemistry, coag, and PPP.

#### **Simple Settings**

The 642E features a preset runtime of 10 minutes at 1,600 xg for all common chemistry needs.

#### **Built to Last**

No routine maintenance. The brushless motor and unique convection-based cooling system ensure years of high-quality separations.

#### **Engineered for Safety**

Protect your lab with the clear, shatterproof lid, which locks until the centrifuge has stopped completely.

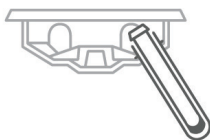
#### **A Great Value**

Get the world's #1 clinical laboratory centrifuge at a price that fits any budget. The unit arrives ready for use with the horizontal rotor, tube holders, and 2-year warranty included in the affordable price.

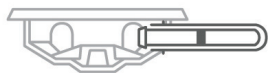
#### **2-Stage Horizontal Rotor**

Our patented swing-out horizontal rotor design incorporates a unique test tube holder that produces the ideal horizontally separated samples.

**Loading Angle**



**Rotation Angle**



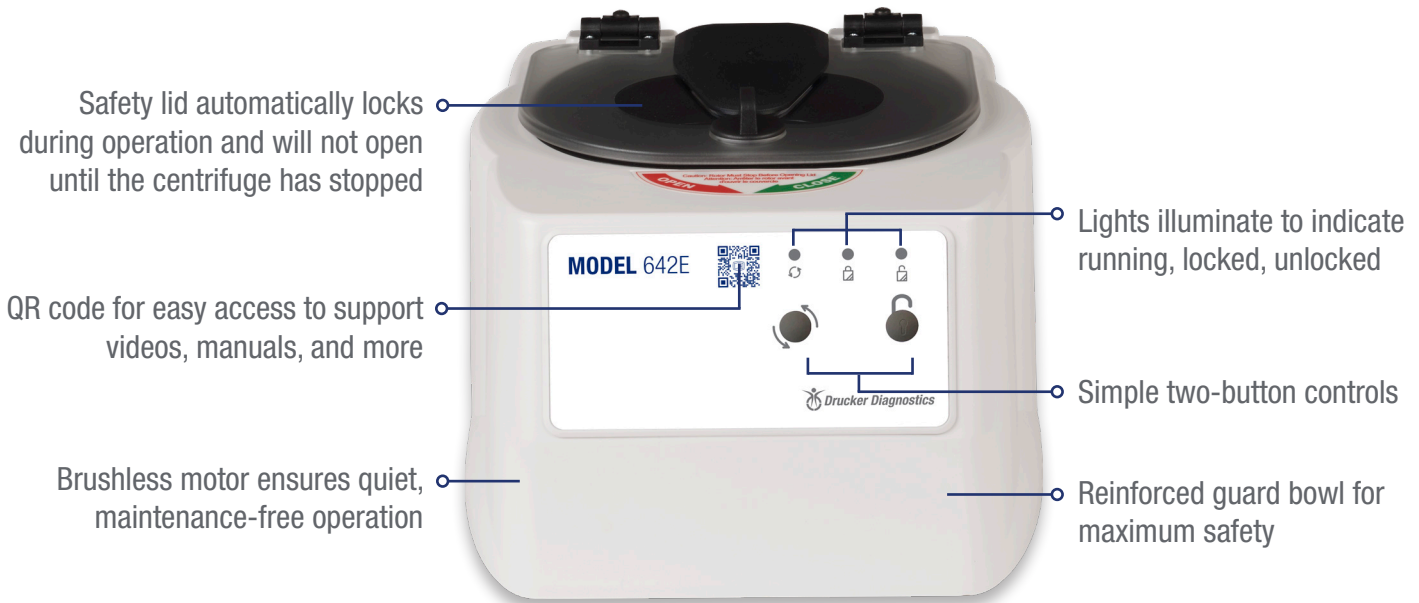
<b>Applications</b>	<b>Max Speed</b>	<b>Max Capacity</b>	<b>Included</b>	<b>Warranty</b>
Chemistry, Coag, PPP	1,600 xg Max RCF 3,380 Max RPM	6 x 75-100 mm 3-10 mL	Horizontal Rotor, Tube Holders	2 years Rotor: lifetime warranty

**Designed, built, and supported in the USA**

# 642E Centrifuge

Part Numbers	642E
Centrifuge	00-018-009-001
75-100 mm tube holders	7713079K (6 qty)
1 yr Warranty Extension	03-0-0007-0001
2 yr Warranty Extension	03-0-0007-0002
3 yr Warranty Extension	03-0-0007-0006

Specifications	642E
Sound level	64 dBA
Dimensions (W x D x H)	12 x 14 x 9 in 30 x 36 x 23 cm
Weight	11 lbs (5 kg)
Max RPM	3380 RPM
Max G-Force	1600 xg
Power	115 V – 50/60 Hz



## OTHER DRUCKER MODELS



**642M**

For mobile centrifugation  
For use with 12V outlet



**HORIZON**

3 preset cycles, available for 6, 12, 24 tubes  
For blood and urine



**HORIZON Flex**

Digital display, available for 6, 12, 24 tubes  
10 cycles, for blood and urine



druckerdiagnostics.com  
sales@druckerdiagnostics.com

+1-866-265-1486 (U.S. only)  
+1-814-692-7661