



Medline Centrifuges

Drucker Diagnostics Product Catalog



HORIZON 6 Flex

DASH Apex 6

Model 642E

HORIZON 6 Flex FA

DASH Apex 12

Model 642M

HORIZON 12 Flex

DASH Flex 12

Model 614B

HORIZON 24 Flex

DASH Coag

Model 642B

SERO 12



Experience Medline centrifuges in video!



Medline Centrifuges

Drucker Diagnostics Product Catalog

Guide to Selecting a Centrifuge

START HERE

What are you spinning?

Other

[Contact customer service](#)

Blood

Will the centrifuge be used for blood banking, STAT, or routine chemistry?

Urine

Blood Banking



SERO 12

STAT

Would you prefer a dedicated STAT coag centrifuge, or a general STAT centrifuge for chemistry and PPP?

Routine

DASH Coag



Dedicated STAT Coag

STAT chemistry and PPP all in one

DASH Flex 12



10 programmable settings, digital display

Would you prefer a fully programmable digital unit or 3 "set-and-lock" presets?

DASH Apex 6
DASH Apex 12



3 customizable presets, 2-button interface

In what type of location will your centrifuge be used?



642M Centrifuge

Phlebotomist Vehicle

Outreach or Laboratory

Would you prefer a single-speed or multi-speed centrifuge?



642E Centrifuge
Consider 642B for single-speed, adjustable timer needs

Single-speed

Multi-speed

Would you prefer horizontal or fixed angle centrifugation?

HORIZON 6 Flex,
HORIZON 12 Flex,
HORIZON 24 Flex



Horizontal

Fixed Angle

HORIZON 6 Flex FA Centrifuge*
Consider 614B for single-speed fixed angle needs*



* All centrifuge models provide horizontal processing unless otherwise specified

CENTRIFUGE MODEL	MEDLINE PART NUMBER
DASH Apex 6	MLAB07621500
DASH Coag	MLAB67621500
DASH Apex 12	MLAB08321500
DASH Flex 12	MLAB18321500
HORIZON 6 Flex	MLAB37621500
HORIZON 6 Flex FA*	MLAB37621501
HORIZON 12 Flex	MLAB003832150
HORIZON 24 Flex	MLAB38421500
SERO 12	MLAB48321500
Model 642E	MLAB01821500
Model 642M	MLAB07721500
Model 642B	MLAB01621500
Model 614B*	MLAB00421500

*fixed angle processing

SELECT BY TUBE SIZE	75-100 MM	125 MM**	50 ML	COAG
Recommended Models	All	HORIZON 24 Flex, HORIZON 12 Flex, HORIZON 6 Flex FA*, 614B*	HORIZON 24 Flex	DASH Apex 6, DASH Coag*, DASH Apex 12, DASH Flex 12
Tube Capacity	As Indicated	12 tubes 6 tubes	6 tubes	6 tubes 12 tubes
Notes	6, 12, 24 indicates capacity	614B is not suitable for urine, requires alternate tube holders	Requires optional buckets	DASH Coag spins up to 12 coag tubes

*fixed angle processing



DASH

DASH COAG

3 MINUTE STAT COAG CENTRIFUGE

Part # MLAB67621500

Reduce turnaround time (TAT) and produce high-quality coags in just 3 minutes with the DASH Coag centrifuge. The user-friendly set-and-lock controls streamline STAT lab operations and eliminate errors. Simply select your desired runtime from the DASH Coag's three preset cycles and spin with the press of a button.



Easy to Monitor

Always know when samples are ready with the DASH Coag's LED lid lighting system (patent pending). Bright lights indicate when the centrifuge is ready to load (off), running (on), or done (flashing) and continue flashing until the lid is opened.

Easy to Use

Stop wasting time adjusting settings or navigating complicated menus. The DASH Coag's simple interface makes it easy to select a preset or program your custom validated cycles with the press of a button. Spin tubes up to 75 mm (4 mL) with the same rotor and universal tube holders.

Eliminate Wait Time

Further shorten TAT by using a centrifuge array in accessioning. The array takes advantage of the DASH Coag's compact size to eliminate queuing. Its light weight and small footprint allow it to be easily moved throughout the lab to address bottlenecks.

Safe and Durable

Enjoy years of worry-free operation with the brushless motor and rugged, reinforced carbon fiber components. Enhance lab safety with imbalance protection and a clear, shatterproof lid, which locks until the centrifuge has stopped completely.

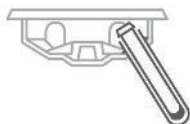
A Great Value

Each centrifuge comes ready to run with a fixed angle rotor, universal tube holders, and 2-year warranty included in the affordable price.

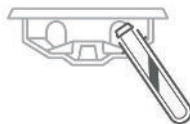
Fixed Angle Rotor

The rotor remains at a 45° angle during processing for optimal PPP formation.

Loading Angle



Rotation Angle



Tubes	Applications	Centrifugation	Included	Warranty
12 up to 75 mm (4 mL)	STAT Coagulation, Platelet Poor Plasma (PPP)	Fixed Angle 4,400 xg Max RCF 6,600 Max RPM	Rotor, Tube Holders	2 years Rotor: lifetime warranty Extended warranty available

Designed, built, and supported in the USA

DASH COAG



Fixed angle centrifugation for optimal coag production

Lid lights indicate cycle status: ready, running, done

3 default presets for common coagulation cycles

QR code for easy access to support videos, manuals, and more

Press to select cycle

May be locked to a single cycle or customized at the lab

Use presets or program your validated cycles using the 2-button interface

Free 30-Day Evaluation (U.S. Only)

Specifications	
Sound level	61 dBA
Dimensions (W x D x H)	11 x 13.5 x 8 in (28 x 34 x 20 cm)
Weight	12 lbs (5.4 kg)
Maximum Speed	6600 RPM
Maximum RCF	4400 xg
Voltage	95-253 VAC
Frequency	50/60 Hz

Factory Settings			
	RPM	Time	G-Force
1st Setting (2 min)	6,600	2 min	4,400 xg
2nd Setting (3 min)	6,600	3 min	4,400 xg
3rd Setting (5 min)	5,200	5 min	2,700 xg

Contact your **Medline** Representative for pricing and availability • Phone: 1-800-MEDLINE • Website: Medline.com • Email: Laboratory@medline.com

FDA LISTED



RoHS
Compliant



ISO13485
certified



druckerdiagnostics.com
sales@druckerdiagnostics.com

+1-866-265-1486 (U.S. only)
+1-814-692-7661



DASH

DASH FLEX 12 PROGRAMMABLE STAT CENTRIFUGE

Part # MLAB18321500

Always know when your STAT samples are ready with the DASH Flex 12 centrifuge. The unique flashing lid lights (patent pending) make it easy to track cycle status and keep TAT down. Customize settings and check every detail on the digital display, and save up to 10 custom cycles to produce high-quality STAT samples.



Easy to Monitor

LED lid lighting indicates when the centrifuge is ready (off), running (on), or done (flashing), reducing forgotten samples and keeping your average TAT down. The DASH Flex 12's digital display shows cycle parameters and time remaining.

Easy to Use

Set and save up to 10 programmable time, speed, and g-force settings using the user-friendly interface. The DASH Flex 12 arrives pre-programmed with the most common STAT settings and can spin 75-100 mm (3-10 mL) tubes with the same rotor and universal tube holders.

Eliminate Wait Time

The DASH Flex 12 is so compact that it can be used in an array in accessioning. The array will allow spinning samples as soon as they arrive, further shortening your TAT. For a more compact unit, consider the 6-tube DASH 6.

Safe and Durable

Enjoy years of worry-free operation with the DASH's brushless motor and rugged, reinforced carbon fiber components. Enhance lab safety with imbalance protection and a clear, shatterproof lid, which locks until the centrifuge has stopped completely.

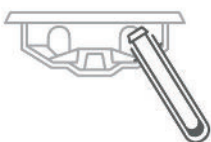
A Great Value

Each DASH centrifuge comes fully equipped and ready to run with a horizontal rotor, universal tube holders, and 2-year warranty included in the affordable price.

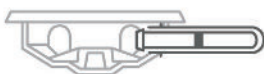
2-Stage Horizontal Rotor

The patented swing-out horizontal rotor design incorporates a unique test tube holder that produces the ideal horizontally separated samples.

Loading Angle



Rotation Angle



Tubes	Applications	Centrifugation	Included	Warranty
12 75-100 mm 3-10 mL	STAT Chemistry, Coag, PPP	Horizontal 4,000 xg Max RCF 5,200 Max RPM	Rotor, Tube Holders	2 years Rotor: lifetime warranty Extended warranty available

Designed, built, and supported in the USA

DASH FLEX 12



QR code for easy access to support videos, manuals, and more

LED lid lights indicate cycle status: ready, running, done

View RPM and remaining spin time on the digital display

Program and name your custom validated cycles

Store up to 10 settings

Free 30-Day Evaluation (U.S. Only)

Part Numbers	
Centrifuge	MLAB18321500
Replacement 75-100 mm Tube Holder/Bucket	QBC100070046K (6 qty)
Adapters, 0.5 to 1 mL	QBC7713068K (6 qty)
Adapters, 1.5 to 2 mL	QBC7713065K (6 qty)
1 yr Warranty Extension	MLAB0300073
2 yr Warranty Extension	MLAB0300074
3 yr Warranty Extension	MLAB0300075

Factory Settings			
	RPM	Time	G-Force
1st Setting/Cycle	5,200	3 min	4,000 xg
2nd Setting/Cycle	5,200	5 min	4,000 xg
3rd Setting/Cycle	3,600	7 min	2,000 xg

Specifications	
Sound level	61 dBA
Dimensions (W x D x H)	13 x 15 x 9 in (33 x 38 x 23 cm)
Weight	30 lbs (13.7 kg)
Power	95 to 253 VAC – 50/60 Hz

FDA LISTED



RoHS
Compliant



ISO13485
certified



druckerdiagnostics.com
sales@druckerdiagnostics.com

+1-866-265-1486 (U.S. only)
+1-814-692-7661



DASH

DASH APEX 6

SET & LOCK STAT CENTRIFUGE

Part # MLAB07621500

Discover a better way to spin STAT with the DASH Apex 6 STAT centrifuge. Minimize lab error, reduce turnaround time, and streamline training with simple controls and powerful performance.

Easy to Monitor

Prevent forgotten samples and reduce TAT with LED lid lighting (patent pending). Bright lights indicate when the centrifuge is ready to load (off), running (on), or done (flashing). Lights continue flashing until the lid is opened.

Easy to Use

The simple two-button interface makes it easy to select a preset or program your custom validated STAT cycles. Use all three presets, or set and lock to a single cycle for maximum repeatability. Spin 75-100 mm (3-10 mL) tubes with the same rotor and universal tube holders.

Eliminate Wait Time

Further shorten TAT by using a centrifuge array in accessioning to eliminate queuing. The array takes advantage of the DASH Apex 6's compact size to allow samples to be spun as soon as they arrive.

Safe and Durable

Enjoy years of worry-free operation with the DASH Apex 6's brushless motor and rugged, reinforced carbon fiber components. Enhance lab safety with imbalance protection and a clear, shatterproof lid, which locks until the centrifuge has stopped completely.

A Great Value

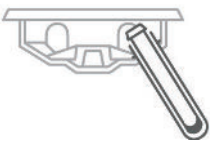
Each centrifuge comes ready to run with a horizontal rotor, universal tube holders, and 2-year warranty included in the affordable price.



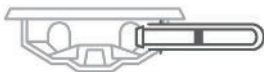
2-Stage Horizontal Rotor

The patented swing-out horizontal rotor design incorporates a unique test tube holder that produces the ideal horizontally separated samples.

Loading Angle




Rotation Angle



Tubes	Applications	Centrifugation	Included	Warranty
<p>6 75-100 mm 3-10 mL</p>	<p>STAT Chemistry, Coag, PPP</p>	<p>Horizontal 4,000 xg Max RCF 5,300 Max RPM</p>	<p>Rotor, Tube Holders</p>	<p>2 years Rotor: lifetime warranty Extended warranty available</p>

Designed, built, and supported in the USA

DASH APEX 6



Free 30-Day Evaluation (U.S. Only)

Part Numbers	
Centrifuge	MLAB07621500
Replacement 75-100 mm Tube Holder/Bucket	QBC100070046K (6 qty)
Adapters, 0.5 to 1 mL	QBC7713068K (6 qty)
Adapters, 1.5 to 2 mL	QBC7713065K (6 qty)
1 yr Warranty Extension	MLAB0300073
2 yr Warranty Extension	MLAB0300074
3 yr Warranty Extension	MLAB0300075

Factory Settings			
	RPM	Time	G-Force
1st Setting/Cycle	5,300	3	4,000
2nd Setting/Cycle	5,300	5	4,000
3rd Setting/Cycle	3,800	7	2,000

Specifications	
Sound level	61 dBA
Dimensions (W x D x H)	11 x 13.5 x 8 in 28 x 34 x 20 cm
Weight	12 lbs (5.4 kg)
Power	95 to 253 VAC – 50/60 Hz

Contact your **Medline** Representative for pricing and availability • Phone: 1-800-MEDLINE • Website: Medline.com • Email: Laboratory@medline.com

FDA LISTED



RoHS
Compliant



ISO13485
certified



druckerdiagnostics.com
sales@druckerdiagnostics.com

+1-866-265-1486 (U.S. only)
+1-814-692-7661



DASH

APEX 12 SET & LOCK STAT CENTRIFUGE

Part # MLAB08321500

Discover a better way to spin STAT. Minimize lab error, reduce turnaround time, and streamline training with the DASH Apex's simple controls and powerful performance.

Easy to Monitor

Prevent forgotten samples and reduce TAT with LED lid lighting (patent pending). Bright lights indicate when the centrifuge is ready to load (off), running (on), or done (flashing). Lights continue flashing until the lid is opened.

Easy to Use

The simple two-button interface makes it easy to select a preset or program your custom validated STAT cycles. Use all three presets, or set and lock to a single cycle for maximum repeatability. Spin 75-100 mm (3-10 mL) tubes with the same rotor and universal tube holders.

Eliminate Wait Time

Further shorten TAT by using a centrifuge array in accessioning to eliminate queuing. The array takes advantage of the DASH Apex 12's compact size to allow samples to be spun as soon as they arrive.

Safe and Durable

Enjoy years of worry-free operation with the DASH Apex 12's brushless motor and rugged, reinforced carbon fiber components. Enhance lab safety with imbalance protection and a clear, shatterproof lid, which locks until the centrifuge has stopped completely.

A Great Value

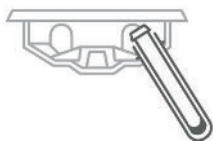
Each centrifuge comes ready to run with a horizontal rotor, universal tube holders, and 2-year warranty included in the affordable price.



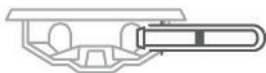
2-Stage Horizontal Rotor

The patented swing-out horizontal rotor design incorporates a unique test tube holder that produces the ideal horizontally separated samples.

Loading Angle



Rotation Angle



Tubes	Applications	Centrifugation	Included	Warranty
12 75-100 mm 3-10 mL	STAT Chemistry, Coag, PPP	Horizontal 4,000 xg Max RCF 5,200 Max RPM	Rotor, Tube Holders	2 years Rotor: lifetime warranty Extended warranty available

Designed, built, and supported in the USA

APEX 12



Free 30-Day Evaluation (U.S. Only)

Part Numbers	
Centrifuge	MLAB08321500
Replacement 75-100 mm Tube Holder/Bucket	QBC100070046K (6 qty)
Adapters, 0.5 to 1 mL	QBC7713068K (6 qty)
Adapters, 1.5 to 2 mL	QBC7713065K (6 qty)
1 yr Warranty Extension	MLAB0300073
2 yr Warranty Extension	MLAB0300074
3 yr Warranty Extension	MLAB0300075

Factory Settings			
	RPM	Time	G-Force
1st Setting/Cycle	5,200	3	4,000
2nd Setting/Cycle	5,200	5	4,000
3rd Setting/Cycle	3,600	7	2,000

Specifications	
Sound level	61 dBA
Dimensions (W x D x H)	12.5 x 14.75 x 9 in 32 x 37 x 23 cm
Weight	34 lbs (15 kg)
Power	95 to 253 VAC – 50/60 Hz

Contact your **Medline** Representative for pricing and availability • Phone: 1-800-MEDLINE • Website: Medline.com • Email: Laboratory@medline.com

FDA LISTED



RoHS
Compliant



ISO13485
certified



druckerdiagnostics.com
sales@druckerdiagnostics.com

+1-866-265-1486 (U.S. only)
+1-814-692-7661



SERO 12

SERO 12

BLOOD BANKING CENTRIFUGE

Part # MLAB48321500

The SERO 12 is carefully designed to facilitate high-quality blood grouping, typing, cross matching, and other cell-washing procedures for a wide range of tube sizes. Based on the world's most popular blood banking centrifuge and using the same rotors, the SERO 12 ensures samples are efficiently processed, with no individual handling necessary.

Easy to Use

The fully digital display makes it easy to customize cycle parameters in 5 or 15 second increments. Save up to 10 cycles, enabling easy spinning and simplifying validation. Spin 6 capped or 12 uncapped 75 mm blood tubes with minimal handling (up to 100 mm tubes with additional rotor). Tube positions are numbered for quick identification.

Easy to Monitor

See cycle status at a glance with the SERO 12's LED lid lighting (patent pending). Bright lights indicate when the centrifuge is ready to load (off), running (on), or done (flashing). Lights continue flashing until the lid is opened.

No Individual Handling

Tubes can be batch filled, centrifuged, transported, incubated, and emptied using the interchangeable heads that also function as holders.

Safe and Durable

Enhance lab safety with imbalance protection and a shatterproof lid, which locks until the rotor has stopped completely. The brushless motor and reinforced carbon fiber components ensure years of operation with no routine maintenance.

A Great Value

Unbeatable quality for any budget. The SERO 12 is ready to run with a 2-stage swing-out rotor and 2-year warranty included in the affordable price.



Rotor Compatibility

The SERO 12 is compatible with all rotors from the world's most popular blood banking centrifuge.



Sold separately



Included with purchase

Tubes	Applications	Centrifugation	Included	Warranty
6 capped or 12 uncapped 75 mm tubes	Cell Washing Blood Grouping & Typing Cross Matching	1,040 xg Max RCF 3,600 Max RPM	12 Place Rotor <i>*6 place metal rotor (sold separately) required for 100 mm tubes</i>	2 years Extended warranty available

Designed, built, and supported in the USA

SERO 12



Rotor Compatibility

Transition to a new centrifuge without interrupting workflow. The SERO 12 is compatible with all rotors from the world's most popular blood banking centrifuge.

Free 30-Day Evaluation (U.S. Only)

Part Numbers	
Centrifuge	MLAB48321500



6 place metal rotor
QBC0526001000 (1 qty)
 for 100mm tubes
 (sold separately)



12 place rotor
 for 75mm tubes
 (1 included)

Specifications	
Sound level	61 dBA
Dimensions (W x D x H)	13 x 15 x 9 in (33 x 38 x 23 cm)
Weight	27 lbs (12.3 kg)
Maximum Speed	3600 RPM
Maximum RCF	1040 xg
Voltage	95-253 VAC
Frequency	50/60 Hz

Contact your **Medline** Representative for pricing and availability • Phone: 1-800-MEDLINE • Website: Medline.com • Email: Laboratory@medline.com

FDA LISTED



RoHS
Compliant



ISO13485
certified



druckerdiagnostics.com
sales@druckerdiagnostics.com

+1-866-265-1486 (U.S. only)
 +1-814-692-7661



HORIZON

HORIZON 6 FLEX

PROGRAMMABLE ROUTINE CENTRIFUGE

Part # MLAB37621500

Satisfy the most diverse processing requirements with the HORIZON 6 Flex routine centrifuge. Customize settings and check every detail on the digital display, or pre-program up to 10 cycles.

Easy to Use

The fully digital display makes it easy to customize cycle parameters on the fly, or set and select one of the 10 programmable cycles. Spin 75-100 mm (3-10 mL) tubes without switching tube holders or adding cushions.

Easy to Monitor

Process samples more efficiently with HORIZON's LED lid lighting: off when the centrifuge is ready to load, on when running, and flashing at the end of cycle. Once the unit is started, the display shows remaining spin time.

Built to Last

No routine maintenance. Brushless motor, engineered composite components.

Engineered for Safety

Protect your lab with imbalance detection and a shatterproof lid which can only be opened when the rotor is stopped, even if the unit loses power.

A Great Value

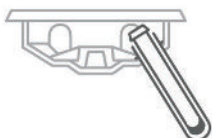
Unbeatable quality for any budget. Each HORIZON 6 Flex centrifuge is ready to run with horizontal rotor, universal tube holders, and 2-year warranty included in the affordable price.



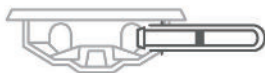
2-Stage Horizontal Rotor

The patented swing-out horizontal rotor design incorporates a unique test tube holder that produces the ideal horizontally separated samples.

Loading Angle



Rotation Angle



Tubes	Applications	Centrifugation	Included	Warranty
<p>6 75-100 mm 3-10 mL</p>	<p>Chemistry, Coag, PPP, PRP, Urine</p>	<p>Horizontal 2,000 xg Max RCF 3,800 Max RPM</p>	<p>Rotor, Tube Holders</p>	<p>2 years Rotor: lifetime warranty Extended warranty available</p>

Designed, built, and supported in the USA

HORIZON 6 FLEX



Lid lights indicate cycle status: ready, running, done

Display shows remaining time
Verify exact cycle parameters

QR code for easy access to support videos, manuals, and more

Use default presets* for chemistry, coag, and urine or program your validated cycles

10 programmable settings for all your applications

** presets based on CLSI guidelines and tube manufacturer IFU*

Free 30-Day Evaluation (U.S. Only)

Part Numbers	
Centrifuge	MLAB37621500
Replacement 75-100 mm Tube Holder/Bucket	QBC7713079K (6 qty)
1 yr Warranty Extension	MLAB0300071
2 yr Warranty Extension	MLAB0300072
3 yr Warranty Extension	MLAB0300076

Specifications	
Sound Level	64 dBA
Dimensions (W x D x H)	12 x 14 x 9 in 30 x 36 x 23 cm
Weight	12 lbs (5.4 kg)
Power	95 to 253 V – 50/60 Hz

Contact your **Medline** Representative for pricing and availability • Phone: 1-800-MEDLINE • Website: Medline.com • Email: Laboratory@medline.com

FDA LISTED



RoHS
Compliant



ISO13485
certified



druckerdiagnostics.com
sales@druckerdiagnostics.com

+1-866-265-1486 (U.S. only)
+1-814-692-7661



HORIZON

HORIZON 6 FLEX FA

FIXED ANGLE ROUTINE CENTRIFUGE

Part # MLAB37621501



Spin 125 mm tubes and meet fixed angle processing needs for urine, and more with HORIZON. Choose the HORIZON 6 Flex FA for its digital display and 10 programmable cycles.

Easy to Use

Program and recall 10 cycles on the HORIZON 6 Flex FA through the digital display. Spin 75-100 mm (3-10 mL) tubes in the same holder without cushions, or 125 mm (15 mL) tubes in the included additional tube holders.

Easy to Monitor

Process samples more efficiently with HORIZON's LED lid lighting: off when the centrifuge is ready to load, on when running, and flashing at the end of cycle.

Built to Last

No routine maintenance. Brushless motor, engineered composite components.

Engineered for Safety

Protect your lab with imbalance detection and a shatterproof lid which can only be opened when the rotor is stopped, even if the unit loses power.


A Great Value

Unbeatable quality for any budget. Each HORIZON centrifuge is ready to run with fixed angle rotor, universal 75-100 mm (3-10 mL) tube holders, 125 mm (15 mL) tube holders, and 2-year warranty included in the affordable price.

Specifications	
Sound Level	64 dBA
Dimensions (W x D x H)	12 x 14 x 9 in 30 x 36 x 23 cm
Weight	12 lbs (5.4 kg)
Power	95 to 253 V – 50/60 Hz

Tubes	Applications	Centrifugation	Included	Warranty
6 75-100 mm 3-10 mL	Chemistry, Coag, PPP, PRP, Urine	Horizontal 2,000 xg Max RCF 3,800 Max RPM	Rotor, Tube Holders	2 years Rotor: lifetime warranty Extended warranty available

HORIZON 6 FLEX FA



Free 30-Day Evaluation (U.S. Only)

Part Numbers	HORIZON 6 Flex FA
Centrifuge	MLAB37621501
Replacement 75-100 mm tube holder/bucket	QBC7713079K (6 qty)
Replacement 125 mm orange tube holder/bucket	QBC7713044K (6 qty)
1 yr Warranty Extension	MLAB0300071
2 yr Warranty Extension	MLAB0300072
3 yr Warranty Extension	MLAB0300076

Standard Preset Cycles	With Blue Tube Holder (75-100 mm/3-10 mL tubes)		With Orange Tube Holder (125 mm/15 mL tubes)
1 (Chemistry)	10 min @ 3,900 RPM	1,600 xg	1,850 xg
2 (Coag, PPP)	15 min @ 3,800 RPM	1,500 xg	N/A
3 (Urine)	5 min @ 2,200 RPM	500 xg	600 xg

Contact your **Medline** Representative for pricing and availability • Phone: 1-800-MEDLINE • Website: Medline.com • Email: Laboratory@medline.com

FDA LISTED



RoHS
Compliant



ISO13485
certified



druckerdiagnostics.com
sales@druckerdiagnostics.com

+1-866-265-1486 (U.S. only)
+1-814-692-7661



HORIZON

HORIZON 12 FLEX PROGRAMMABLE ROUTINE CENTRIFUGE

Part # MLAB003832150

Satisfy the most diverse processing requirements with the HORIZON 12 Flex routine centrifuge. Customize settings and check every detail on the digital display, or pre-program up to 10 cycles.



Easy to Use

The fully digital display makes it easy to customize cycle parameters on the fly, or set and select one of the 10 programmable cycles. Spin 75-100 mm (3-10 mL) tubes without switching tube holders or adding cushions.

Easy to Monitor

Process samples more efficiently with HORIZON's LED lid lighting: off when the centrifuge is ready to load, on when running, and flashing at the end of cycle. Once the unit is started, the display shows remaining spin time.

Built to Last

No routine maintenance. Brushless motor, engineered composite components.

Engineered for Safety

Protect your lab with imbalance detection and a shatterproof lid which can only be opened when the rotor is stopped, even if the unit loses power.

A Great Value

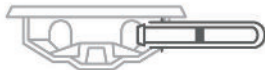
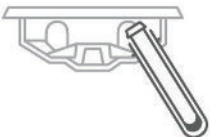
Unbeatable quality for any budget. Each HORIZON 12 Flex centrifuge is ready to run with horizontal rotor, universal tube holders, and 2-year warranty included in the affordable price.

2-Stage Horizontal Rotor

Our patented swing-out horizontal rotor design incorporates a unique test tube holder that produces the ideal horizontally separated samples.

Loading Angle

Rotation Angle



Applications	Max Speed	Max Capacity	Included	Warranty
Chemistry, Coag, PPP, Urine	2,000 xg Max RCF 3,700 Max RPM	12 x 75-100 mm 3-10 m	Horizontal Rotor, Tube Holders	2 years Rotor: lifetime warranty

Designed, built, and supported in the USA

HORIZON 12 FLEX



Free 30-Day Evaluation (U.S. Only)

Part Numbers	
Centrifuge	MLAB003832150
Replacement 75-100 mm Tube Holders/Buckets	QBC7713079K (6 qty)
1 yr Warranty Extension	MLAB0300071
2 yr Warranty Extension	MLAB0300072
3 yr Warranty Extension	MLAB0300076

Standard Preset Cycles	Time	G-Force	RPM
1 (Chemistry)	10 min	1,800 xg	3,500 RPM
2 (Coag, PPP)	15 min	1,500 xg	3,200 RPM
3 (Urine)	5 min	500 xg	1,800 RPM

Specifications	
Sound Level	56 dBA
Max RPM/G-Force	3700 RPM/2000 xg
Dimensions (W x D x H)	13 x 15 x 9 in 33 x 38 x 23 cm
Weight	30 lbs (13.7 kg)
Power	95 to 253 V – 50/60 Hz

Contact your **Medline** Representative for pricing and availability • Phone: 1-800-MEDLINE • Website: Medline.com • Email: Laboratory@medline.com



druckerdiagnostics.com
sales@druckerdiagnostics.com

+1-866-265-1486 (U.S. only)
 +1-814-692-7661



HORIZON

HORIZON 24 FLEX

PROGRAMMABLE ROUTINE CENTRIFUGE

Part # MLAB38421500

Satisfy the most diverse processing requirements with the HORIZON 24 Flex routine centrifuge. Customize settings and check every detail on the digital display, or pre-program up to 10 cycles.

Easy to Use

The fully digital display makes it easy to customize cycle parameters on the fly, or set and select one of the 10 programmable cycles. Spin 75-125 mm (up to 50 mL) tubes without switching tube holders or adding cushions.

Easy to Monitor

Process samples more efficiently with HORIZON's LED lid lighting: off when the centrifuge is ready to load, on when running, and flashing at the end of cycle. Once the unit is started, the display shows remaining spin time.

Built to Last

No routine maintenance. Brushless motor, engineered composite components.

Engineered for Safety

Protect your lab with imbalance detection and a shatterproof lid which can only be opened when the rotor is stopped, even if the unit loses power.

A Great Value

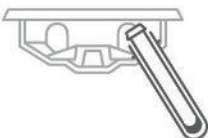
Unbeatable quality for any budget. Each HORIZON 24 Flex centrifuge is ready to run with horizontal rotor, universal tube holders, and 2-year warranty included in the affordable price.



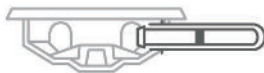
2-Stage Horizontal Rotor

The patented swing-out horizontal rotor design incorporates a unique test tube holder that produces the ideal horizontally separated samples.

Loading Angle




Rotation Angle



<p>Tubes</p> <p>6, 12, 24 75-125 mm up to 50 mL</p>	<p>Applications</p> <p>Chemistry, Coag, PPP, PRP, Urine</p>	<p>Centrifugation</p> <p>Horizontal 2,000 xg Max RCF 3,400 Max RPM</p>	<p>Included</p> <p>Rotor, Buckets, Tube Holders</p>	<p>Warranty</p> <p>2 years Rotor: lifetime warranty Extended warranty available</p>
---	--	---	--	--

Designed, built, and supported in the USA

HORIZON 24 FLEX



Free 30-Day Evaluation (U.S. Only)

Part Numbers	
Centrifuge	MLAB38421500
Replacement 75-100 mm Tube Holder Bucket	QBC7713023K (6 qty)
50 mL tube holder	QBC7713037K (6 qty)
Cap	QBC7713035K (6 qty)
1 yr Warranty Extension	MLAB0300071
2 yr Warranty Extension	MLAB0300072
3 yr Warranty Extension	MLAB0300076

Specifications	
Sound Level	59 dBA
Dimensions (W x D x H)	15 x 17 x 9 in 38 x 43 x 23 cm
Weight	39 lbs (17 kg)
Power	95 to 253 V – 50/60 Hz

Contact your **Medline** Representative for pricing and availability • Phone: 1-800-MEDLINE • Website: Medline.com • Email: Laboratory@medline.com

FDA LISTED



RoHS
Compliant



ISO13485
certified



druckerdiagnostics.com
sales@druckerdiagnostics.com

+1-866-265-1486 (U.S. only)
+1-814-692-7661



642E

MODEL 642E

SINGLE-SPEED ELECTRONIC CENTRIFUGE

Part # MLAB01821500



The 642E is the **world's best-selling clinical laboratory centrifuge**. Easy two-button operation ensures repeatability and standardization, while advanced design delivers high-quality blood separation every time. Its preset speed and runtime make the 642E the ideal choice for consistency in doctor's offices, patient service centers, and outreach locations.

Easy to Use

Spin samples with the press of just one button. The 642E processes 75-100 mm (3-10 mL) tubes for chemistry, coag, and PPP.

Simple Settings

The 642E features a preset runtime of 10 minutes at 1,600 xg for all common chemistry needs.

Built to Last

No routine maintenance. The brushless motor and unique convection-based cooling system ensure years of high-quality separations.

Engineered for Safety

Protect your lab with the clear, shatterproof lid, which locks until the centrifuge has stopped completely.

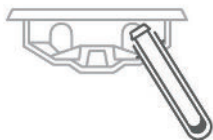
A Great Value

Get the world's #1 clinical laboratory centrifuge at a price that fits any budget. The unit arrives ready for use with the horizontal rotor, tube holders, and 2-year warranty included in the affordable price.

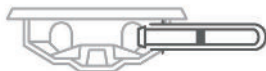
2-Stage Horizontal Rotor

The patented swing-out horizontal rotor design incorporates a unique test tube holder that produces the ideal horizontally separated samples.

Loading Angle



Rotation Angle



Tubes	Applications	Centrifugation	Included	Warranty
6 75 & 100 mm 3-10 mL	Chemistry, Coag, PPP	Horizontal 1,600 xg Max RCF 3,400 Max RPM	Rotor Tube Holders	2 years Rotor: lifetime warranty Extended warranty available

Designed, built, and supported in the USA

MODEL 642E

Part Numbers	642E
Centrifuge	MLAB01821500
75-100 mm tube holder	QBC7713079K (6 qty)
1 yr Warranty Extension	MLAB0300071
2 yr Warranty Extension	MLAB0300072
3 yr Warranty Extension	MLAB0300076

Specifications	642E
Sound level	64 dBA
Dimensions	11.75 x 14 x 8.75 in 30 x 35.5 x 22 cm
Weight	11 lbs (5 kg)
Max Acceleration	10 seconds
Max Deceleration	20 seconds
Power	115 V – 50/60 Hz



Safety lid automatically locks during operation and will not open until the centrifuge has stopped

Reinforced guard bowl for maximum safety

Brushless motor ensures quiet, maintenance-free operation

Lights illuminate to indicate running, locked, unlocked

Simple two-button controls

QR code for easy access to support videos, manuals, and more

OTHER MODELS TO CONSIDER



HORIZON 6 FLEX



HORIZON 6 FLEX FA



HORIZON 24 FLEX

Contact your **Medline** Representative for pricing and availability • Phone: 1-800-MEDLINE • Website: Medline.com • Email: Laboratory@medline.com

FDA LISTED



RoHS
Compliant



ISO13485
certified



druckerdiagnostics.com
sales@druckerdiagnostics.com

+1-866-265-1486 (U.S. only)
+1-814-692-7661



642M

MODEL 642M

12V DC MOBILE CENTRIFUGE

Part # MLAB07721500



The 642M facilitates efficient routes and longer range for mobile phlebotomists by providing centrifugation in the vehicle. Spin specimens within two hours of draw and run the most convenient route without the need to return to the central lab. Powered directly from a vehicle's 12V electrical supply, the 642M provides horizontal centrifugation for high quality gel tube separation and two-button operation for maximum repeatability.

Easy to Use

The simple interface runs the preset cycle (10 minutes at 3,400 RPM/1,600 xg) at the touch of a button. Runtime can be adjusted from 1 to 30 minutes.

Designed for Mobile Centrifugation

With in-vehicle centrifugation, phlebotomists are free to plan a day-long route without returning to the lab. This affordable device can greatly increase range of service and productivity without sacrificing specimen quality or patient outcome.

Built to Last

No routine maintenance. The brushless motor and unique convection-based cooling system ensure years of high-quality separations.

Engineered for Safety

Ensure maximum safety with the clear, shatterproof lid, which locks until the centrifuge has stopped completely.

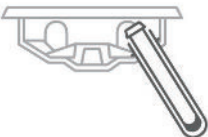
A Great Value

Each unit arrives ready to run with horizontal rotor, universal tube holders, and 2-year warranty included in the affordable price.

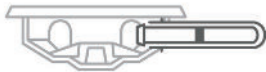
2-Stage Horizontal Rotor

Our patented swing-out rotor design incorporates a unique test tube holder that produces horizontally separated samples, ideal for transportation.

Loading Angle



Rotation Angle




Tubes	Applications	Centrifugation	Included	Warranty
<p>6 75-100 mm (3-10 mL)</p>	<p>Chemistry, Coag, PPP</p>	<p>Horizontal 1,600 xg Max RCF 3,400 Max RPM</p>	<p>Rotor Tube Holders</p>	<p>2 years Rotor: lifetime warranty Extended warranty available</p>

Designed, built, and supported in the USA

MODEL 642M

Part Numbers	642M
Centrifuge	MLAB07721500
75-100 mm tube holder	QBC7713079K (6 qty)
1 yr Warranty Extension	MLAB0300071
2 yr Warranty Extension	MLAB0300072
3 yr Warranty Extension	MLAB0300076

Specifications	642M
Sound level	65 dBA
Dimensions	11.75 x 14 x 8.75 in 30 x 35.5 x 22 cm
Weight	12 lbs (5.4 kg)
Max Acceleration	10 seconds
Max Deceleration	20 seconds
Power	12V



Safety lid automatically locks during operation and will not open until the centrifuge has stopped

Reinforced guard bowl for maximum safety

QR code for easy access to support videos, manuals, and more

Lights illuminate to indicate running, locked, unlocked

Simple two-button controls

12V DC cord for use in vehicles

OTHER MODELS TO CONSIDER



MODEL 642E



MODEL 642B



MODEL 614B

Contact your **Medline** Representative for pricing and availability • Phone: 1-800-MEDLINE • Website: Medline.com • Email: Laboratory@medline.com

FDA LISTED

RoHS
Compliant



ISO13485
certified



druckerdiagnostics.com
sales@druckerdiagnostics.com

+1-866-265-1486 (U.S. only)
+1-814-692-7661

Protected by U.S. Patents #6.811.531. #D718,463S #D734,489S Other Patents Pending.



614B

MODEL 614B FIXED ANGLE SINGLE-SPEED CENTRIFUGE

Part # MLAB00421500

With a single g-force setting and adjustable mechanical timer, the 614B provides runtime flexibility and fixed angle processing at an affordable price. Use anywhere specimens are analyzed on site.

A Great Value

Each centrifuge arrives ready to run with fixed angle rotor, tube holders, and 2-year warranty included in the affordable price.

Easy to Use

Set right every time, no need to select from a variety of complicated options. The 614B offers a single g-force setting of 1,100 xg and an easily adjustable mechanical dial with runtimes from 1 to 30 minutes.

Cool Operation

Unique design of the motor housing and rotation chamber keeps specimens cool during processing.

Built to Last

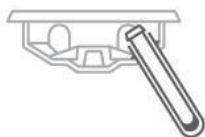
Enjoy years of maintenance-free operation with the 614B's reinforced components and brushless motor.



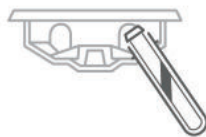
Fixed-Angle Rotor Included

Used for spinning 75 mm, 100 mm, and 125 mm tubes in specially designed tube holders.

Loading Angle



Rotation Angle



Fixed Angle vs Horizontal Centrifugation

Fixed-angle centrifuges produce gel layers that may be susceptible to rupture during transport. These damaged samples must be re-centrifuged – a process the CLSI does not recommend due to its known negative effects on analytical results. For better gel layer formation, especially for tubes that will be transported, please consider horizontal centrifugation with the **Model 642E** or **HORIZON** series.

Tubes	Applications	Centrifugation	Included	Warranty
<p>6 75-100, 125 mm 0.5-15 mL</p>	<p>Chemistry Coag</p>	<p>Fixed Angle 1,100 xg Max RCF 3,250 Max RPM</p>	<p>Rotor, Buckets, Tube Holders</p>	<p>2 years Rotor: lifetime warranty Extended warranty available</p>

Designed, built, and supported in the USA

MODEL 614B

Part Numbers	614B
Centrifuge	MLAB00421500
75-100 mm tube holder	QBC7713079K (6 qty)
125 mm tube holder	QBC7713032K (6 qty)
1 yr Warranty Extension	MLAB0300071
2 yr Warranty Extension	MLAB0300072
3 yr Warranty Extension	MLAB0300076

Specifications	614B
Sound level	55 dBA
Dimensions	11.75 x 14 x 8.75 in 30 x 35.5 x 22 cm
Weight	11 lbs (5 kg)
Max Acceleration	30 seconds
Max Deceleration	40 seconds
Power	115 V – 50/60 Hz



- Safely observe samples through the clear, shatterproof lid
- Reinforced guard bowl for maximum safety
- QR code for easy access to support videos, manuals, and more
- Easily adjustable mechanical timer can be set from 1 to 30 minutes
- Brushless motor ensures quiet, maintenance-free operation

OTHER MODELS TO CONSIDER



642E



642B



HORIZON 6 Flex FA

Contact your **Medline** Representative for pricing and availability • Phone: 1-800-MEDLINE • Website: Medline.com • Email: Laboratory@medline.com

FDA LISTED



RoHS
Compliant



ISO13485
certified



druckerdiagnostics.com
sales@druckerdiagnostics.com

+1-866-265-1486 (U.S. only)
+1-814-692-7661



642B

MODEL 642B HORIZONTAL SINGLE-SPEED CENTRIFUGE

Part # MLAB01621500

The 642B's simple, single-speed settings and adjustable mechanical timer meet a variety of blood specimen preparation needs. The unique rotor design allows for horizontal processing with minimal maintenance and no hassle.

A Great Value

Unbeatable quality for any budget. Each unit arrives ready to run with a rotor, tube holders, and 2-year warranty included in the affordable price.

Easy to Use

The 642B offers powerful single-speed processing with an easily adjustable mechanical timer. Set to run at a constant 1,600 xg, the 642B allows selection of cycle time from 1 to 30 minutes.

Cool Operation

Unique design of the motor housing and rotation chamber keeps specimens cool during processing.

Built to Last

Reinforced components and brushless motor provide years of maintenance-free operation. The clear, shatterproof lid enhances lab safety.

For Better Repeatability

When consistency is key, please consider the single-speed, electronic **642E**. The 642E is the world's best-selling clinical laboratory centrifuge and features a simple, two-button interface and preset runtime for all common chemistry needs.



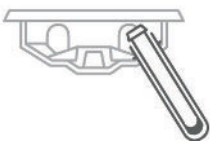
Model 642E



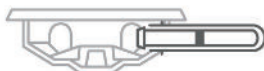
2-Stage Horizontal Rotor

The patented swing-out horizontal rotor design incorporates a unique test tube holder that produces the ideal horizontally separated samples.

Loading Angle



Rotation Angle




Tubes	Applications	Centrifugation	Included	Warranty
6 75-100 mm 0.5-10 mL	Chemistry, Coag, PPP	Horizontal 1,600 xg Max RCF 3,400 Max RPM	Rotor, Buckets, Tube Holders	2 years Rotor: lifetime warranty Extended warranty available

Designed, built, and supported in the USA

MODEL 642B

Part Numbers	642B
Centrifuge	MLAB01621500
75-100 mm tube holder	QBC7713079K (6 qty)
1 yr Warranty Extension	MLAB0300071
2 yr Warranty Extension	MLAB0300072
3 yr Warranty Extension	MLAB0300076

Specifications	642B
Sound level	65 dBA
Dimensions	11.75 x 14 x 8.75 in 30 x 35.5 x 22 cm
Weight	11 lbs (5 kg)
Max Acceleration	10 seconds
Max Deceleration	80 seconds
Power	115 V – 50/60 Hz



OTHER MODELS TO CONSIDER



642E



HORIZON 6 FLEX FA



HORIZON 6 Flex

Contact your **Medline** Representative for pricing and availability • Phone: 1-800-MEDLINE • Website: Medline.com • Email: Laboratory@medline.com

FDA LISTED



RoHS
Compliant



ISO13485
certified



druckerdiagnostics.com
sales@druckerdiagnostics.com

+1-866-265-1486 (U.S. only)
+1-814-692-7661



CENTRIFUGES

Find the Right Medline Centrifuge for Your Lab

Introducing Medline branded centrifuges: the quality and value your lab deserves from your trusted equipment partner.

- Designed, built, and supported in the USA
- 2 year warranty included

Collection Site Series

Compact and durable, designed for years of routine chemistry use.



Model 642E
MLAB01821500



Model 642M
MLAB07721500



Model 642B
MLAB01621500



Model 614B
MLAB00421500

DASH STAT Series

Built to spin STAT, DASH centrifuges deliver quick spins when it matters most.



DASH Apex 6
MLAB07621500



DASH Coag
MLAB67621500



DASH Apex 12
MLAB08321500



DASH Flex 12
MLAB18321500

HORIZON Routine Series

Quality and value for routine chemistry needs.



HORIZON 6 Flex
MLAB37621500



HORIZON 6 Flex FA
MLAB37621501



HORIZON 12 Flex
MLAB003832150



HORIZON 24 Flex
MLAB38421500

Blood Banking

A drop-in replacement for the BD Sero-Fuge™ that uses the exact same rotors.



SERO 12
MLAB48321500

Experience the difference - all Medline centrifuges offer no-hassle return within 30 days of purchase



Experience Medline centrifuges in video!

Medline Centrifuges



Contact your **Medline** Representative for pricing and availability

Phone: 1-800-MEDLINE • Website: Medline.com • Email: Laboratory@medline.com

HORIZON 6 Flex

DASH Apex 6

Model 642E

HORIZON 6 Flex FA

DASH Apex 12

Model 642M

HORIZON 12 Flex

DASH Flex 12

Model 614B

HORIZON 24 Flex

DASH Coag

Model 642B

SERO 12