



# marketlab™

*Centrifuge Product Catalog*



**Model 642E**

**Model 642M**

**Model 642B**

**Model 614B**

**HORIZON 6**

**HORIZON 6 FA**

**HORIZON 12**

**HORIZON 24**

**HORIZON 6 Flex**

**HORIZON 6 Flex FA**

**HORIZON 12 Flex**

**HORIZON 24 Flex**

**DASH Apex 6**

**DASH Apex 12**

**DASH Flex 12**

**DASH Coag**

**SERO 12**

## 642E

### **SINGLE-SPEED** ELECTRONIC CENTRIFUGE

Part # ML61436

The 642E is the **world's best-selling clinical laboratory centrifuge**. Easy two-button operation ensures repeatability and standardization, while advanced design delivers high-quality blood separation every time. Its preset speed and runtime make the 642E the ideal choice for consistency in doctor's offices, patient service centers, and outreach locations.

#### Easy to Use

Spin samples with the press of just one button. The 642E processes 75-100 mm (3-10 mL) tubes for chemistry, coag, and PPP.

#### Simple Settings

The 642E features a preset runtime of 10 minutes at 1,600 xg for all common chemistry needs.

#### Built to Last

No routine maintenance. The brushless motor and unique convection-based cooling system ensure years of high-quality separations.

#### Engineered for Safety

Protect your lab with the clear, shatterproof lid, which locks until the centrifuge has stopped completely.

#### A Great Value

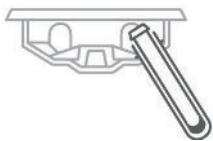
Get the world's #1 clinical laboratory centrifuge at a price that fits any budget. The unit arrives ready for use with the horizontal rotor, tube holders, and 2-year warranty included in the affordable price.



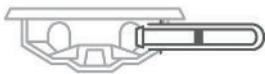
#### 2-Stage Horizontal Rotor

Our patented swing-out horizontal rotor design incorporates a unique test tube holder that produces the ideal horizontally separated samples.

##### Loading Angle



##### Rotation Angle



Applications	Max Speed	Max Capacity	Included	Warranty
Chemistry, Coag, PPP	1,600 xg Max RCF 3,380 Max RPM	6 x 75-100 mm 3-10 mL	Horizontal Rotor, Tube Holders	2 years Rotor: lifetime warranty

**Designed, built, and supported in the USA**

# 642E Centrifuge

Part Numbers	642E
Centrifuge	<a href="#">ML61436</a>
75-100 mm tube holders	7713079K (6 qty)
1 yr Warranty Extension	03-0-0007-0001
2 yr Warranty Extension	03-0-0007-0002
3 yr Warranty Extension	03-0-0007-0006

Specifications	642E
Sound level	64 dBA
Dimensions (W x D x H)	12 x 14 x 9 in 30 x 36 x 23 cm
Weight	11 lbs (5 kg)
Max RPM	3380 RPM
Max G-Force	1600 xg
Power	115 V – 50/60 Hz



Safety lid automatically locks during operation and will not open until the centrifuge has stopped

QR code for easy access to support videos, manuals, and more

Brushless motor ensures quiet, maintenance-free operation

Lights illuminate to indicate running, locked, unlocked

Simple two-button controls

Reinforced guard bowl for maximum safety

## OTHER DRUCKER MODELS



### 642M

For mobile centrifugation  
For use with 12V outlet



### HORIZON

3 preset cycles, available for 6, 12, 24 tubes  
For blood and urine



### HORIZON Flex

Digital display, available for 6, 12, 24 tubes  
10 cycles, for blood and urine



druckerdiagnostics.com  
sales@druckerdiagnostics.com

+1-866-265-1486 (U.S. only)  
+1-814-692-7661

## 642M

### 12V DC MOBILE CENTRIFUGE

Part # ML61437



The 642M facilitates efficient routes and longer range for mobile phlebotomists by providing centrifugation in the vehicle. Spin specimens within two hours of draw and run the most convenient route without the need to return to the central lab. Powered directly from a vehicle's 12V electrical supply, the 642M provides horizontal centrifugation for high quality gel tube separation and two-button operation for maximum repeatability.

#### Easy to Use

The simple interface runs the preset cycle (10 minutes at 3,400 RPM/1,600 xg) at the touch of a button. Runtime can be adjusted from 1 to 30 minutes.

#### Designed for Mobile Centrifugation

With in-vehicle centrifugation, phlebotomists are free to plan a day-long route without returning to the lab. This affordable device can greatly increase range of service and productivity without sacrificing specimen quality or patient outcome.

#### Built to Last

No routine maintenance. The brushless motor and unique convection-based cooling system ensure years of high-quality separations.

#### Engineered for Safety

Ensure maximum safety with the clear, shatterproof lid, which locks until the centrifuge has stopped completely.

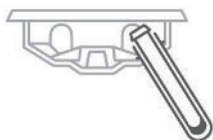
#### A Great Value

Each unit arrives ready to run with horizontal rotor, universal tube holders, and 2-year warranty included in the affordable price.

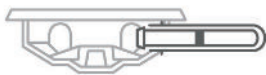
#### 2-Stage Horizontal Rotor

Our patented swing-out rotor design incorporates a unique test tube holder that produces horizontally separated samples, ideal for transportation.

Loading Angle



Rotation Angle



#### Applications

Chemistry,  
Coag, PPP

#### Max Speed

1,650 xg Max RCF  
3,400 Max RPM

#### Max Capacity

6 x  
75-100 mm  
3-10 mL

#### Included

Horizontal Rotor,  
Tube Holders

#### Warranty

2 years  
Rotor: lifetime warranty

# 642M Centrifuge

Part Numbers	642M
Centrifuge	<a href="#">ML61437</a>
75-100 mm tube holders	7713079K (6 qty)
1 yr Warranty Extension	03-0-0007-0001
2 yr Warranty Extension	03-0-0007-0002
3 yr Warranty Extension	03-0-0007-0006

Specifications	642M
Sound level	65 dBA
Dimensions (W x D x H)	12 x 14 x 9 in 30 x 36 x 23 cm
Weight	12 lbs (5.4 kg)
Max RPM	3400 RPM
Max G-Force	1650 xg
Power	12V



Safety lid automatically locks during operation and will not open until the centrifuge has stopped

QR code for easy access to support videos, manuals, and more

12V DC cord for use in vehicles

LED lights illuminate to indicate running, locked, unlocked

Simple two-button operation

Reinforced guard bowl for maximum safety

## OTHER DRUCKER MODELS



**642E**  
World's #1 clinical lab centrifuge  
For blood



**HORIZON**  
3 preset cycles, available for 6, 12, 24 tubes  
For blood and urine



**HORIZON Flex**  
Digital display, available for 6, 12, 24 tubes  
10 cycles, for blood and urine



druckerdiagnostics.com  
sales@druckerdiagnostics.com

+1-866-265-1486 (U.S. only)  
+1-814-692-7661



## 642B

### *HORIZONTAL SINGLE-SPEED CENTRIFUGE*

Part # ML61446

Produce high-quality sample separations at our most affordable price. The 642B's simple, single-speed settings and adjustable mechanical timer meet a variety of blood specimen preparation needs. The unique rotor design allows for horizontal processing with minimal maintenance and no hassle.

#### A Great Value

Unbeatable quality for any budget. Each unit arrives ready to run with a rotor, tube holders, and 2-year warranty included in the affordable price.

#### Easy to Use

The 642B offers powerful single-speed processing with an easily adjustable mechanical timer. Set to run at a constant 1,600 xg, the 642B allows selection of cycle time from 1 to 30 minutes.

#### Cool Operation

Unique design of the motor housing and rotation chamber keeps specimens cool during processing.

#### Built to Last

Reinforced components and brushless motor provide years of maintenance-free operation. The clear, shatterproof lid enhances lab safety.

#### For Better Repeatability

When consistency is key, please consider the single-speed, electronic **642E**. The 642E is the world's best-selling clinical laboratory centrifuge and features a simple, two-button interface and preset runtime for all common chemistry needs.

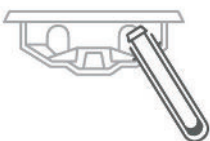


Model 642E

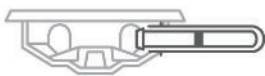
#### 2-Stage Horizontal Rotor

Our patented swing-out horizontal rotor design incorporates a unique test tube holder that produces the ideal horizontally separated samples.

##### Loading Angle



##### Rotation Angle



Applications	Max Speed	Max Capacity	Included	Warranty
Chemistry, Coag, PPP	1,600 xg Max RCF 3,380 Max RPM	6 x 75-100 mm 3-10 mL	Horizontal Rotor, Tube Holders	2 years Rotor: lifetime warranty

**Designed, built, and supported in the USA**

# 642B Centrifuge

Part Numbers	642B
Centrifuge	<a href="#">ML61446</a>
75-100 mm tube holders	7713079 (6 qty)
1 yr Warranty Extension	03-0-0007-0001
2 yr Warranty Extension	03-0-0007-0002
3 yr Warranty Extension	03-0-0007-0006

Specifications	642B
Sound level	65 dBA
Dimensions (W x D x H)	12 x 14 x 9 in 30 x 36 x 23 cm
Weight	11 lbs (5 kg)
Max RPM	3380 RPM
Max G-Force	1600 xg
Power	115 V – 50/60 Hz

Safely observe samples through the clear, shatterproof lid

Reinforced guard bowl and brushless motor for quiet, maintenance-free operation



QR code for easy access to support videos, manuals, and more

Easily adjustable mechanical timer can be set from 1 to 30 minutes

Consistent processing at 1,600 xg (3,400 RPM)

## OTHER DRUCKER MODELS



### 642E

World's #1 clinical lab centrifuge  
For blood



### HORIZON

3 preset cycles, available for 6, 12, 24 tubes  
For blood and urine



### HORIZON Flex

Digital display, available for 6, 12, 24 tubes  
10 cycles, for blood and urine



[druckerdiagnostics.com](http://druckerdiagnostics.com)  
[sales@druckerdiagnostics.com](mailto:sales@druckerdiagnostics.com)

+1-866-265-1486 (U.S. only)  
+1-814-692-7661



## 614B

### **FIXED ANGLE SINGLE-SPEED CENTRIFUGE**

Part # ML61440

With a single g-force setting and adjustable mechanical timer, the 614B provides runtime flexibility and fixed angle processing at an affordable price. Use anywhere specimens are analyzed on site.

#### **A Great Value**

Each centrifuge arrives ready to run with fixed angle rotor, tube holders, and 2-year warranty included in the affordable price.

#### **Easy to Use**

Set right every time, no need to select from a variety of complicated options. The 614B offers a single g-force setting of 1,100 xg and an easily adjustable mechanical dial with runtimes from 1 to 30 minutes.

#### **Cool Operation**

Unique design of the motor housing and rotation chamber keeps specimens cool during processing.

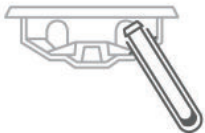
#### **Built to Last**

Enjoy years of maintenance-free operation with the 614B's reinforced components and brushless motor.

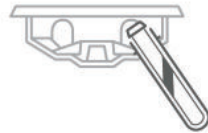
#### **Fixed-Angle Rotor Included**

Used for spinning 75 mm, 100 mm, and 125 mm tubes in specially designed tube holders.

##### **Loading Angle**



##### **Rotation Angle**



#### **Fixed Angle vs Horizontal Centrifugation**

Fixed-angle centrifuges produce gel layers that may be susceptible to rupture during transport. These damaged samples must be re-centrifuged – a process the CLSI does not recommend due to its known negative effects on analytical results. For better gel layer formation, especially for tubes that will be transported, please consider horizontal centrifugation with the **Model 642E** or **HORIZON** series.

<b>Applications</b>	<b>Max Speed</b>	<b>Max Capacity</b>	<b>Included</b>	<b>Warranty</b>
Chemistry, Coag	1,200 xg Max RCF 3,250 Max RPM	<b>6 x</b> 75-125 mm 3-15 mL	Fixed Angle Rotor, Tube Holders	2 years Rotor: lifetime warranty



# 614B Centrifuge

Part Numbers	614B
Centrifuge	<a href="#">ML61440</a>
75-100 mm tube holders	7713079K (6 qty)
125 mm tube holders	7713032K (6 qty)
1 yr Warranty Extension	03-0-0007-0001
2 yr Warranty Extension	03-0-0007-0002
3 yr Warranty Extension	03-0-0007-0006

Specifications	614B
Sound level	55 dBA
Dimensions (W x D x H)	12 x 14 x 9 in 30 x 36 x 23 cm
Weight	11 lbs (5 kg)
Max RPM	3250 RPM
Max G-Force	1200 xg
Power	115 V – 50/60 Hz



- Reinforced guard bowl for maximum safety
- Brushless motor ensures quiet, maintenance-free operation
- Safely observe samples through the clear, shatterproof lid
- QR code for easy access to support videos, manuals, and more
- Easily adjustable mechanical timer can be set from 1 to 30 minutes

## OTHER DRUCKER MODELS



**642E**  
World's #1 clinical lab centrifuge  
For blood



**HORIZON 6 FA**  
3 preset cycles, 6 tube capacity  
For blood and urine



**HORIZON 6 Flex FA**  
Digital display, 10 cycles, 6 tube capacity  
For blood and urine



druckerdiagnostics.com  
sales@druckerdiagnostics.com

+1-866-265-1486 (U.S. only)  
+1-814-692-7661

## HORIZON 6 SET & LOCK ROUTINE CENTRIFUGE

Part # ML61445

Minimize error, reduce training time, and deliver the best patient outcome with HORIZON 6. Set and lock your validated cycles to prevent accidental changes. Further reduce potential errors with the option to lock to a single cycle.

### Easy to Use

Use the simple, two-button interface to select a preset, or program and record your validated settings on the included label. Process 75-100 mm (3-10 mL) tubes in the same holder without cushions.

### Easy to Monitor

Process samples more efficiently with HORIZON 6's LED lid lighting: off when the centrifuge is ready to load, on when running, and flashing at the end of cycle.

### Built to Last

No routine maintenance. Brushless motor, engineered composite components.

### Engineered for Safety

Protect your lab with imbalance detection and a shatterproof lid which can only be opened when the rotor is stopped, even if the unit loses power.

### A Great Value

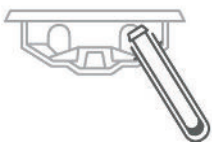
Unbeatable quality for any budget. Each HORIZON 6 centrifuge is ready to run with horizontal rotor, universal tube holders, and 2-year warranty included in the affordable price.



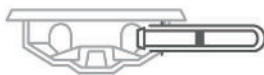
### 2-Stage Horizontal Rotor

Our patented swing-out horizontal rotor design incorporates a unique test tube holder that produces the ideal horizontally separated samples.

#### Loading Angle



#### Rotation Angle



Applications	Max Speed	Max Capacity	Included	Warranty
Chemistry, Coag, PPP, Urine	2,000 xg Max RCF 3,800 Max RPM	6 x 75-100 mm 3-10 mL	Horizontal Rotor, Tube Holders, Cycle Label	2 years Rotor: lifetime warranty

Designed, built, and supported in the USA

# HORIZON 6



## Free 30-Day Evaluation (U.S. Only)

Part Numbers	
Centrifuge	ML61445
Replacement 75-100 mm Tube Holders	7713079K (pack of 6)
1 yr Warranty Extension	03-0-0007-0001
2 yr Warranty Extension	03-0-0007-0002
3 yr Warranty Extension	03-0-0007-0006

Standard Preset Cycles	Time	G-Force	RPM
1 (Chemistry)	10 min	1,800 xg	3,600 RPM
2 (Coag, PPP)	15 min	1,500 xg	3,300 RPM
3 (Urine)	5 min	500 xg	1,900 RPM

Specifications	
Sound Level	64 dBA
Max RPM/G-Force	3800 RPM/2000 xg
Dimensions (W x D x H)	12 x 14 x 9 in 30 x 36 x 23 cm
Weight	12 lbs (5.4 kg)
Power	95 to 253 V – 50/60 Hz



druckerdiagnostics.com  
sales@druckerdiagnostics.com

+1-866-265-1486 (U.S. only)  
+1-814-692-7661

## HORIZON 6 FA

### FIXED ANGLE ROUTINE CENTRIFUGE

Part # ML43927

Spin 125 mm tubes and meet fixed angle processing needs for onsite chemistry, urine, and more with HORIZON. Choose the HORIZON 6 FA to set and lock your validated settings for maximum standardization.

#### Easy to Use

Use the simple, two-button interface to select a preset, or program and record your validated settings on the included label. Spin 75-100 mm (3-10 mL) tubes in the same holder without cushions, or 125 mm (15 mL) tubes in the included additional tube holders.

#### Easy to Monitor

Process samples more efficiently with HORIZON 6 FA's LED lid lighting: off when the centrifuge is ready to load, on when running, and flashing at the end of cycle.

#### Built to Last

No routine maintenance. Brushless motor, engineered composite components.

#### Engineered for Safety

Protect your lab with imbalance detection and a shatterproof lid which can only be opened when the rotor is stopped, even if the unit loses power.

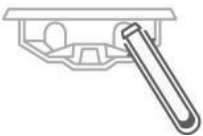
#### A Great Value

Unbeatable quality for any budget. Each HORIZON 6 FA centrifuge is ready to run with fixed angle rotor, universal 75-100 mm (3-10 mL) tube holders, 125 mm (15 mL) tube holders, and 2-year warranty included in the affordable price.

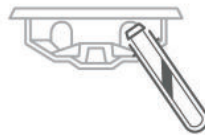


#### Fixed Angle Rotor

##### Loading Angle



##### Rotation Angle



Applications	Max Speed	Max Capacity	Included	Warranty
Chemistry, Coag, PPP, Urine	1,850 xg Max RCF 3,900 Max RPM	6 x 75-125 mm 3-15 mL	Fixed Angle Rotor, Tube Holders, Cycle Label	2 years Rotor: lifetime warranty

# HORIZON 6 FA



## Free 30-Day Evaluation (U.S. Only)

Part Numbers	
Centrifuge	ML43927
Replacement 75-100 mm Tube Holders	7713079K (pack of 6)
Replacement 125 mm Tube Holders	7713044K (pack of 6)
1 yr Warranty Extension	03-0-0007-0001
2 yr Warranty Extension	03-0-0007-0002
3 yr Warranty Extension	03-0-0007-0006

Standard Preset Cycles		With Blue Tube Holder (75-100 mm/3-10 mL tubes)	With Orange Tube Holder (125 mm/15 mL tubes)
1 (Chemistry)	10 min @ 3,900 RPM	1,600 xg	1,850 xg
2 (Coag, PPP)	15 min @ 3,800 RPM	1,500 xg	N/A
3 (Urine)	5 min @ 2,200 RPM	500 xg	600 xg

Specifications	
Sound Level	64 dBA
Max RPM/G-Force	3900 RPM/1600 xg/1850 g
Dimensions (W x D x H)	12 x 14 x 9 in 30 x 36 x 23 cm
Weight	12 lbs (5.4 kg)
Power	95 to 253 V – 50/60 Hz



druckerdiagnostics.com  
sales@druckerdiagnostics.com

+1-866-265-1486 (U.S. only)  
+1-814-692-7661

## HORIZON 12 SET & LOCK ROUTINE CENTRIFUGE

Part # ML43923



Minimize error, reduce training time, and deliver the best patient outcome with HORIZON 12. Set and lock your validated cycles to prevent accidental changes. Further reduce potential errors with the option to lock to a single cycle.

### Easy to Use

Use the simple, two-button interface to select a preset, or program and record your validated settings on the included label. Process 75-100 mm (3-10 mL) tubes in the same holder without cushions.

### Easy to Monitor

Process samples more efficiently with HORIZON's LED lid lighting: off when the centrifuge is ready to load, on when running, and flashing at the end of cycle.

### Built to Last

No routine maintenance. Brushless motor, engineered composite components.

### Engineered for Safety

Protect your lab with imbalance detection and a shatterproof lid which can only be opened when the rotor is stopped, even if the unit loses power.

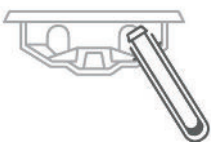
### A Great Value

Unbeatable quality for any budget. Each HORIZON 12 centrifuge is ready to run with horizontal rotor, universal tube holders, and 2-year warranty included in the affordable price.

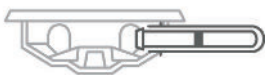
### 2-Stage Horizontal Rotor

Our patented swing-out horizontal rotor design incorporates a unique test tube holder that produces the ideal horizontally separated samples.

Loading Angle



Rotation Angle



### Applications

Chemistry, Coag,  
PPP, Urine

### Max Speed

2,000 xg Max RCF  
3,700 Max RPM

### Max Capacity

12 x  
75-100 mm  
3-10 mL

### Included

Horizontal Rotor,  
Tube Holders

### Warranty

2 years  
Rotor: lifetime warranty

# HORIZON 12



## Free 30-Day Evaluation (U.S. Only)

Part Numbers	
Centrifuge	ML43923
Replacement 75-100 mm Tube Holders/Buckets	7713079K (pack of 6)
1 yr Warranty Extension	03-0-0007-0001
2 yr Warranty Extension	03-0-0007-0002
3 yr Warranty Extension	03-0-0007-0006

Standard Preset Cycles	Time	G-Force	RPM
1 (Chemistry)	10 min	1,800 xg	3,500 RPM
2 (Coag, PPP)	15 min	1,500 xg	3,200 RPM
3 (Urine)	5 min	500 xg	1,800 RPM

Specifications	
Sound Level	56 dBA
Max RPM/G-Force	3700 RPM/2000 xg
Dimensions (W x D x H)	13 x 15 x 9 in 33 x 38 x 23 cm
Weight	30 lbs (13.7 kg)
Power	95 to 253 V – 50/60 Hz



druckerdiagnostics.com  
sales@druckerdiagnostics.com

+1-866-265-1486 (U.S. only)  
+1-814-692-7661

## HORIZON 24

### SET & LOCK ROUTINE CENTRIFUGE

Part # ML108142

Minimize error, reduce training time, and deliver the best patient outcome with HORIZON 24. Set and lock your validated cycles to prevent accidental changes. Further reduce potential errors with the option to lock to a single cycle.

#### Easy to Use

Use the simple, two-button interface to select a preset, or program and record your validated settings on the included label. Process 75-100 mm (3-10 mL) tubes and 125 mm (15 mL) in the same holder without cushions. Simply swap holders to run 50 mL tubes.

#### Easy to Monitor

Process samples more efficiently with HORIZON's LED lid lighting: off when the centrifuge is ready to load, on when running, and flashing at the end of cycle.

#### Built to Last

No routine maintenance. Brushless motor, engineered composite components.

#### Engineered for Safety

Protect your lab with imbalance detection and a shatterproof lid which can only be opened when the rotor is stopped, even if the unit loses power.

#### A Great Value

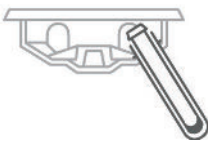
Unbeatable quality for any budget. Each HORIZON 24 centrifuge is ready to run with horizontal rotor, universal tube holders, and 2-year warranty included in the affordable price.



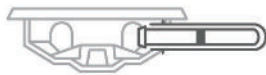
#### 2-Stage Horizontal Rotor

Our patented swing-out horizontal rotor design incorporates a unique test tube holder that produces the ideal horizontally separated samples.

Loading Angle



Rotation Angle



Applications	Max Speed	Max Capacity	Included	Warranty
Chemistry, Coag, PPP, Urine	2,000 xg Max RCF 3,400 Max RPM	75-100 mm/3-10 mL 24 x Standard Tubes 12 x 125 mm/15 mL 6 x 50 mL	Horizontal Rotor, Tube Holders	2 years Rotor: lifetime warranty



# HORIZON 24



## Free 30-Day Evaluation (U.S. Only)

Part Numbers	
Centrifuge	ML108142
Replacement 75-100 mm Tube Holders/Buckets	7713079K (pack of 6)
50 mL tube holders	7713037K (pack of 6)
Cap	7713035K (pack of 6)
1 yr Warranty Extension	03-0-0007-0001
2 yr Warranty Extension	03-0-0007-0002
3 yr Warranty Extension	03-0-0007-0006

Standard Preset Cycles	Time	G-Force	RPM
1 (Chemistry)	10 min	1,800 xg	3,300 RPM
2 (Coag, PPP)	15 min	1,500 xg	3,000 RPM
3 (Urine)	5 min	500 xg	1,700 RPM

Specifications	
Sound Level	59 dBA
Max RPM/G-Force	3400 RPM/2000 xg
Dimensions (W x D x H)	15 x 17 x 9 in 38 x 43 x 23 cm
Weight	31 lbs (14 kg)
Power	95 to 253 V – 50/60 Hz



druckerdiagnostics.com  
sales@druckerdiagnostics.com

+1-866-265-1486 (U.S. only)  
+1-814-692-7661

## HORIZON 6 FLEX PROGRAMMABLE ROUTINE CENTRIFUGE

Part # ML61438

Satisfy the most diverse processing requirements with the HORIZON 6 Flex routine centrifuge. Customize settings and check every detail on the digital display, or pre-program up to 10 cycles.

### Easy to Use

The fully digital display makes it easy to customize cycle parameters on the fly, or set and select one of the 10 programmable cycles. Spin 75-100 mm (3-10 mL) tubes without switching tube holders or adding cushions.

### Easy to Monitor

Process samples more efficiently with HORIZON's LED lid lighting: off when the centrifuge is ready to load, on when running, and flashing at the end of cycle. Once the unit is started, the display shows remaining spin time.

### Built to Last

No routine maintenance. Brushless motor, engineered composite components.

### Engineered for Safety

Protect your lab with imbalance detection and a shatterproof lid which can only be opened when the rotor is stopped, even if the unit loses power.

### A Great Value

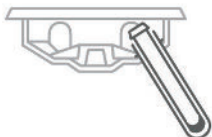
Unbeatable quality for any budget. Each HORIZON 6 Flex centrifuge is ready to run with horizontal rotor, universal tube holders, and 2-year warranty included in the affordable price.



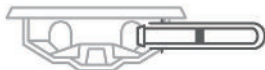
### 2-Stage Horizontal Rotor

Our patented swing-out horizontal rotor design incorporates a unique test tube holder that produces the ideal horizontally separated samples.

Loading Angle



Rotation Angle



Applications	Max Speed	Max Capacity	Included	Warranty
Chemistry, Coag, PPP, Urine	2,000 xg Max RCF 3,800 Max RPM	6 x 75-100 mm 3-10 mL	Horizontal Rotor, Tube Holders	2 years Rotor: lifetime warranty

Designed, built, and supported in the USA

# HORIZON 6 FLEX



*\* presets based on CLSI guidelines and tube manufacturer IFU*

## Free 30-Day Evaluation (U.S. Only)

Part Numbers	
Centrifuge	ML61438
Replacement 75-100 mm Tube Holders/Buckets	7713079K (pack of 6)
1 yr Warranty Extension	03-0-0007-0001
2 yr Warranty Extension	03-0-0007-0002
3 yr Warranty Extension	03-0-0007-0006

Standard Preset Cycles	Time	G-Force	RPM
1 (Chemistry)	10 min	1,800 xg	3,600 RPM
2 (Coag, PPP)	15 min	1,500 xg	3,300 RPM
3 (Urine)	5 min	500 xg	1,900 RPM

Specifications	
Sound Level	64 dBA
Max RPM/G-Force	3800 RPM/2000 xg
Dimensions (W x D x H)	12 x 14 x 9 in 30 x 36 x 23 cm
Weight	12 lbs (5.4 kg)
Power	95 to 253 V – 50/60 Hz



druckerdiagnostics.com  
sales@druckerdiagnostics.com

+1-866-265-1486 (U.S. only)  
+1-814-692-7661

## HORIZON 6 FLEX FA

### *FIXED ANGLE ROUTINE CENTRIFUGE*

Part # ML61442



Spin 125 mm tubes and meet fixed angle processing needs for chemistry, urine, and more with HORIZON. Choose the HORIZON 6 Flex FA for its digital display and 10 programmable cycles.

#### Easy to Use

Program and recall 10 cycles on the HORIZON 6 Flex FA through the digital display. Spin 75-100 mm (3-10 mL) tubes in the same holder without cushions, or 125 mm (15 mL) tubes in the included additional tube holders.

#### Easy to Monitor

Process samples more efficiently with HORIZON's LED lid lighting: off when the centrifuge is ready to load, on when running, and flashing at the end of cycle.

#### Built to Last

No routine maintenance. Brushless motor, engineered composite components.

#### Engineered for Safety

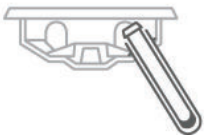
Protect your lab with imbalance detection and a shatterproof lid which can only be opened when the rotor is stopped, even if the unit loses power.

#### A Great Value

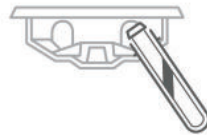
Unbeatable quality for any budget. Each HORIZON centrifuge is ready to run with fixed angle rotor, universal 75-100 mm (3-10 mL) tube holders, 125 mm (15 mL) tube holders, and 2-year warranty included in the affordable price.

#### Fixed Angle Rotor

##### Loading Angle



##### Rotation Angle



#### Applications

Chemistry, Coag,  
PPP, Urine

#### Max Speed

1,850 xg Max RCF  
3,900 Max RPM

#### Max Capacity

6 x  
75-125 mm  
3-15 mL

#### Included

Fixed Angle Rotor,  
Tube Holders

#### Warranty

2 years  
Rotor: lifetime warranty

# HORIZON 6 FLEX FA



## Free 30-Day Evaluation (U.S. Only)

Part Numbers	
Centrifuge	ML61442
Replacement 75-100 mm Tube Holders	7713079K (pack of 6)
Replacement 125 mm Tube Holders	7713044K (pack of 6)
1 yr Warranty Extension	03-0-0007-0001
2 yr Warranty Extension	03-0-0007-0002
3 yr Warranty Extension	03-0-0007-0006

Standard Preset Cycles		With Blue Tube Holder (75-100 mm/3-10 mL tubes)	With Orange Tube Holder (125 mm/15 mL tubes)
1 (Chemistry)	10 min @ 3,900 RPM	1,600 xg	1,850 xg
2 (Coag, PPP)	15 min @ 3,800 RPM	1,500 xg	N/A
3 (Urine)	5 min @ 2,200 RPM	500 xg	600 xg

Specifications	
Sound Level	64 dBA
Max RPM/G-Force	3900 RPM/1600 xg/1850 xg
Dimensions (W x D x H)	12 x 14 x 9 in 30 x 36 x 23 cm
Weight	12 lbs (5.4 kg)
Power	95 to 253 V – 50/60 Hz



druckerdiagnostics.com  
sales@druckerdiagnostics.com

+1-866-265-1486 (U.S. only)  
+1-814-692-7661

## HORIZON 12 FLEX PROGRAMMABLE ROUTINE CENTRIFUGE

Part # ML43925

Satisfy the most diverse processing requirements with the HORIZON 12 Flex routine centrifuge. Customize settings and check every detail on the digital display, or pre-program up to 10 cycles.



### Easy to Use

The fully digital display makes it easy to customize cycle parameters on the fly, or set and select one of the 10 programmable cycles. Spin 75-100 mm (3-10 mL) tubes without switching tube holders or adding cushions.

### Easy to Monitor

Process samples more efficiently with HORIZON's LED lid lighting: off when the centrifuge is ready to load, on when running, and flashing at the end of cycle. Once the unit is started, the display shows remaining spin time.

### Built to Last

No routine maintenance. Brushless motor, engineered composite components.

### Engineered for Safety

Protect your lab with imbalance detection and a shatterproof lid which can only be opened when the rotor is stopped, even if the unit loses power.

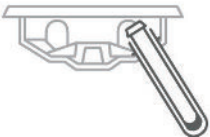
### A Great Value

Unbeatable quality for any budget. Each HORIZON 12 Flex centrifuge is ready to run with horizontal rotor, universal tube holders, and 2-year warranty included in the affordable price.

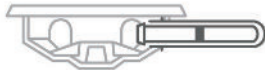
### 2-Stage Horizontal Rotor

Our patented swing-out horizontal rotor design incorporates a unique test tube holder that produces the ideal horizontally separated samples.

Loading Angle



Rotation Angle



Applications	Max Speed	Max Capacity	Included	Warranty
Chemistry, Coag, PPP, Urine	2,000 xg Max RCF 3,700 Max RPM	12 x 75-100 mm 3-10 mL	Horizontal Rotor, Tube Holders	2 years Rotor: lifetime warranty

Designed, built, and supported in the USA

# HORIZON 12 FLEX



## Free 30-Day Evaluation (U.S. Only)

Part Numbers	
Centrifuge	ML43925
Replacement 75-100 mm Tube Holders/Buckets	7713079K (pack of 6)
1 yr Warranty Extension	03-0-0007-0001
2 yr Warranty Extension	03-0-0007-0002
3 yr Warranty Extension	03-0-0007-0006

Standard Preset Cycles	Time	G-Force	RPM
1 (Chemistry)	10 min	1,800 xg	3,500 RPM
2 (Coag, PPP)	15 min	1,500 xg	3,200 RPM
3 (Urine)	5 min	500 xg	1,800 RPM

Specifications	
Sound Level	56 dBA
Max RPM/G-Force	3700 RPM/2000 xg
Dimensions (W x D x H)	13 x 15 x 9 in 33 x 38 x 23 cm
Weight	30 lbs (13.7 kg)
Power	95 to 253 V – 50/60 Hz



druckerdiagnostics.com  
sales@druckerdiagnostics.com

+1-866-265-1486 (U.S. only)  
+1-814-692-7661

## HORIZON 24 FLEX PROGRAMMABLE ROUTINE CENTRIFUGE

Part # ML61439

Satisfy the most diverse processing requirements with the HORIZON 24 Flex routine centrifuge. Customize settings and check every detail on the digital display, or pre-program up to 10 cycles.

### Easy to Use

The fully digital display makes it easy to customize cycle parameters on the fly, or set and select one of the 10 programmable cycles. Process 75-100 mm (3-10 mL) tubes and 125 mm (15 mL) in the same holder without cushions. Simply swap holders to run 50 mL tubes.

### Easy to Monitor

Process samples more efficiently with HORIZON's LED lid lighting: off when the centrifuge is ready to load, on when running, and flashing at the end of cycle. Once the unit is started, the display shows remaining spin time.

### Built to Last

No routine maintenance. Brushless motor, engineered composite components.

### Engineered for Safety

Protect your lab with imbalance detection and a shatterproof lid which can only be opened when the rotor is stopped, even if the unit loses power.

### A Great Value

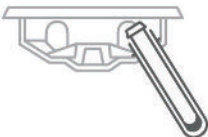
Unbeatable quality for any budget. Each HORIZON 24 Flex centrifuge is ready to run with horizontal rotor, universal tube holders, and 2-year warranty included in the affordable price.



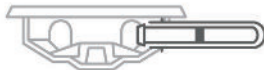
### 2-Stage Horizontal Rotor

Our patented swing-out horizontal rotor design incorporates a unique test tube holder that produces the ideal horizontally separated samples.

#### Loading Angle



#### Rotation Angle



Applications	Max Speed	Max Capacity	Included	Warranty
Chemistry, Coag, PPP, Urine	2,000 xg Max RCF 3,400 Max RPM	75-100 mm/3-10 mL 24 x Standard Tubes 12 x 125 mm/15 mL 6 x 50 mL	Horizontal Rotor, Tube Holders	2 years Rotor: lifetime warranty

Designed, built, and supported in the USA



# HORIZON 24 FLEX



## Free 30-Day Evaluation (U.S. Only)

Part Numbers	
Centrifuge	ML61439
Replacement 75-100 mm Tube Holders/Buckets	7713079K (pack of 6)
50 mL tube holders	7713037K (pack of 6)
Cap	7713035K (pack of 6)
1 yr Warranty Extension	03-0-0007-0001
2 yr Warranty Extension	03-0-0007-0002
3 yr Warranty Extension	03-0-0007-0006

Standard Preset Cycles	Time	G-Force	RPM
1 (Chemistry)	10 min	1,800 xg	3,300 RPM
2 (Coag, PPP)	15 min	1,500 xg	3,000 RPM
3 (Urine)	5 min	500 xg	1,700 RPM

Specifications	
Sound Level	59 dBA
Max RPM/G-Force	3400 RPM/2000 xg
Dimensions (W x D x H)	15 x 17 x 9 in 38 x 43 x 23 cm
Weight	31 lbs (14 kg)
Power	95 to 253 V – 50/60 Hz



druckerdiagnostics.com  
sales@druckerdiagnostics.com

+1-866-265-1486 (U.S. only)  
+1-814-692-7661

## DASH APEX 6 SET & LOCK STAT CENTRIFUGE

Part # 00-076-009-004

Discover a better way to spin STAT with Drucker's DASH Apex 6 STAT centrifuges. Minimize lab error, reduce turnaround time, and streamline training with the DASH Apex's simple controls and powerful performance.

### Easy to Monitor

Prevent forgotten samples and reduce TAT with LED lid lighting (patent pending). Bright lights indicate when the centrifuge is ready to load (off), running (on), or done (flashing). Lights continue flashing until the lid is opened.

### Easy to Use

The simple two-button interface makes it easy to select a preset or program your custom validated STAT cycles. Use all three presets, or set and lock to a single cycle for maximum repeatability. Spin 75-100 mm (3-10 mL) tubes with the same rotor and universal tube holders.

### Eliminate Wait Time

Further shorten TAT by using a centrifuge array in accessioning to eliminate queuing. The array takes advantage of the DASH Apex 6's compact size to allow samples to be spun as soon as they arrive.

### Safe and Durable

Enjoy years of worry-free operation with the DASH Apex 6's brushless motor and rugged, reinforced carbon fiber components. Enhance lab safety with imbalance protection and a clear, shatterproof lid, which locks until the centrifuge has stopped completely.

### A Great Value

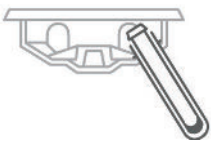
Each centrifuge comes ready to run with a horizontal rotor, universal tube holders, and 2-year warranty included in the affordable price.



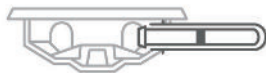
### 2-Stage Horizontal Rotor

Our patented swing-out horizontal rotor design incorporates a unique test tube holder that produces the ideal horizontally separated samples.

Loading Angle



Rotation Angle



Applications	Max Speed	Max Capacity	Included	Warranty
STAT Chemistry, Coag, PPP	4,000 xg Max RCF 5,300 Max RPM	6 x 75-100 mm 3-10 mL	Horizontal Rotor, Tube Holders	2 years Rotor: lifetime warranty

Designed, built, and supported in the USA

# DASH APEX 6



3 default presets for common lab cycles

QR code for easy access to support videos, manuals, and more

Use presets or program your validated cycles using the 2-button interface

Lid lights indicate cycle status: ready, running, done

Press to select cycle

May be locked to a single cycle or customized at the lab

## Free 30-Day Evaluation (U.S. Only)

Part Numbers	
Centrifuge	00-076-009-004
Replacement 75-100 mm Tube Holders/Buckets	03-1-0007-0046K (6 qty)
Adapters, 0.5 to 1 mL	7713068 (1 qty)
Adapters, 1.5 to 2 mL	7713065 (1 qty)
1 yr Warranty Extension	03-0-0007-0003
2 yr Warranty Extension	03-0-0007-0004
3 yr Warranty Extension	03-0-0007-0005

Factory Settings			
	RPM	Time	G-Force
1st Setting/Cycle	5,300	3	4,000
2nd Setting/Cycle	5,300	5	4,000
3rd Setting/Cycle	3,800	7	2,000

Specifications	
Sound level	61 dBA
Dimensions (W x D x H)	12 x 14 x 9 in 30 x 36 x 23 cm
Weight	12 lbs (5.4 kg)
Power	95 to 253 VAC – 50/60 Hz
Max Speed/G-Force	5300 RPM/4000 xg



druckerdiagnostics.com  
sales@druckerdiagnostics.com

+1-866-265-1486 (U.S. only)  
+1-814-692-7661

## DASH APEX 12 SET & LOCK STAT CENTRIFUGE

Part # ML43512

Discover a better way to spin STAT with Drucker's DASH Apex 12 STAT centrifuges. Minimize lab error, reduce turnaround time, and streamline training with the DASH Apex's simple controls and powerful performance.

### Easy to Monitor

Prevent forgotten samples and reduce TAT with LED lid lighting (patent pending). Bright lights indicate when the centrifuge is ready to load (off), running (on), or done (flashing). Lights continue flashing until the lid is opened.

### Easy to Use

The simple two-button interface makes it easy to select a preset or program your custom validated STAT cycles. Use all three presets, or set and lock to a single cycle for maximum repeatability. Spin 75-100 mm (3-10 mL) tubes with the same rotor and universal tube holders.

### Eliminate Wait Time

Further shorten TAT by using a centrifuge array in accessioning to eliminate queuing. The array takes advantage of the DASH Apex 12's compact size to allow samples to be spun as soon as they arrive.

### Safe and Durable

Enjoy years of worry-free operation with the DASH Apex 12's brushless motor and rugged, reinforced carbon fiber components. Enhance lab safety with imbalance protection and a clear, shatterproof lid, which locks until the centrifuge has stopped completely.

### A Great Value

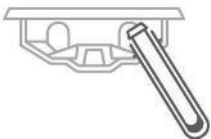
Each centrifuge comes ready to run with a horizontal rotor, universal tube holders, and 2-year warranty included in the affordable price.



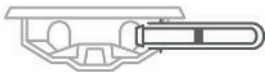
### 2-Stage Horizontal Rotor

Our patented swing-out horizontal rotor design incorporates a unique test tube holder that produces the ideal horizontally separated samples.

#### Loading Angle



#### Rotation Angle



### Applications

STAT Chemistry,  
Coag, PPP

### Max Speed

4,000 xg Max RCF  
5,200 Max RPM

### Max Capacity

12 x  
75-100 mm  
3-10 mL

### Included

Horizontal Rotor,  
Tube Holders

### Warranty

2 years  
Rotor: lifetime warranty

# DASH APEX 12



## Free 30-Day Evaluation (U.S. Only)

Part Numbers	
Centrifuge	ML43512
Replacement 75-100 mm Tube Holders/Buckets	03-1-0007-0046K (6 qty)
Adapters, 0.5 to 1 mL	7713068 (1 qty)
Adapters, 1.5 to 2 mL	7713065 (1 qty)
1 yr Warranty Extension	03-0-0007-0003
2 yr Warranty Extension	03-0-0007-0004
3 yr Warranty Extension	03-0-0007-0005

Factory Settings			
	RPM	Time	G-Force
1st Setting/Cycle	5,200	3	4,000
2nd Setting/Cycle	5,200	5	4,000
3rd Setting/Cycle	3,600	7	2,000

Specifications	
Sound level	61 dBA
Dimensions (W x D x H)	13 x 15 x 9 in 33 x 38 x 23 cm
Weight	30 lbs (13.7 kg)
Power	95 to 253 VAC – 50/60 Hz
Max Speed/G-Force	5200 RPM/4000 xg



druckerdiagnostics.com  
sales@druckerdiagnostics.com

+1-866-265-1486 (U.S. only)  
+1-814-692-7661

## DASH FLEX 12 PROGRAMMABLE STAT CENTRIFUGE

Part # ML43816

Always know when your STAT samples are ready with Drucker's DASH Flex 12 centrifuge. The unique flashing lid lights (patent pending) make it easy to track cycle status and keep TAT down. Customize settings and check every detail on the digital display, and save up to 10 custom cycles to produce high-quality STAT samples.

### Easy to Monitor

LED lid lighting indicates when the centrifuge is ready (off), running (on), or done (flashing), reducing forgotten samples and keeping your average TAT down. The DASH Flex 12's digital display shows cycle parameters and time remaining.

### Easy to Use

Set and save up to 10 programmable time, speed, and g-force settings using the user-friendly interface. The DASH Flex 12 arrives pre-programmed with the most common STAT settings and can spin 75-100 mm (3-10 mL) tubes with the same rotor and universal tube holders.

### Eliminate Wait Time

The DASH Flex 12 is so compact that it can be used in an array in accessioning. The array will allow spinning samples as soon as they arrive, further shortening your TAT. For a more compact unit, consider the 6-tube DASH Apex 6.

### Safe and Durable

Enjoy years of worry-free operation with the DASH's brushless motor and rugged, reinforced carbon fiber components. Enhance lab safety with imbalance protection and a clear, shatterproof lid, which locks until the centrifuge has stopped completely.

### A Great Value

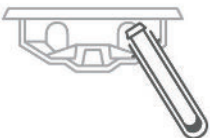
Each DASH centrifuge comes fully equipped and ready to run with a horizontal rotor, universal tube holders, and 2-year warranty included in the affordable price.



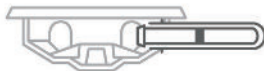
### 2-Stage Horizontal Rotor

Our patented swing-out horizontal rotor design incorporates a unique test tube holder that produces the ideal horizontally separated samples.

#### Loading Angle



#### Rotation Angle



Applications	Max Speed	Max Capacity	Included	Warranty
STAT Chemistry, Coag, PPP	4,000 xg Max RCF 5,200 Max RPM	12 x 75-100 mm 3-10 mL	Horizontal Rotor, Tube Holders	2 years Rotor: lifetime warranty

# DASH FLEX 12



## Free 30-Day Evaluation (U.S. Only)

Part Numbers	
Centrifuge	ML43816
Replacement 75-100 mm Tube Holders/Buckets	03-1-0007-0046 (6 qty)
Adapters, 0.5 to 1 mL	7713068 (1 qty)
Adapters, 1.5 to 2 mL	7713065 (1 qty)
1 yr Warranty Extension	03-0-0007-0003
2 yr Warranty Extension	03-0-0007-0004
3 yr Warranty Extension	03-0-0007-0005

Factory Settings			
	RPM	Time	G-Force
1st Setting/Cycle	5,200	3 min	4,000 xg
2nd Setting/Cycle	5,200	5 min	4,000 xg
3rd Setting/Cycle	3,600	7 min	2,000 xg

Specifications	
Sound level	61 dBA
Dimensions (W x D x H)	13 x 15 x 9 in 33 x 38 x 23 cm
Weight	30 lbs (13.7 kg)
Power	95 to 253 VAC – 50/60 Hz
Max Speed/G-Force	5200 RPM/4000 xg



druckerdiagnostics.com  
sales@druckerdiagnostics.com

+1-866-265-1486 (U.S. only)  
+1-814-692-7661

## DASH COAG

### SET-AND-LOCK STAT COAG CENTRIFUGE

Part # ML95117



Reduce turnaround time (TAT) and produce high-quality coags in minutes with Drucker's DASH Coag centrifuge. The user-friendly set-and-lock controls streamline STAT lab operations and eliminate errors. Simply select your desired runtime from the DASH Coag's three preset cycles and spin with the press of a button.

#### Easy to Monitor

Always know when samples are ready with the DASH Coag's LED lid lighting system (patent pending). Bright lights indicate when the centrifuge is ready to load (off), running (on), or done (flashing) and continue flashing until the lid is opened.

#### Easy to Use

Stop wasting time adjusting settings or navigating complicated menus. The DASH Coag's simple interface makes it easy to select a preset or program your custom validated cycles with the press of a button. Spin tubes up to 75 mm (4 mL) with the same rotor and universal tube holders.

#### Eliminate Wait Time

Further shorten TAT by using a centrifuge array in accessioning. The array takes advantage of the DASH Coag's compact size to eliminate queuing. Its light weight and small footprint allow it to be easily moved throughout the lab to address bottlenecks.

#### Safe and Durable

Enjoy years of worry-free operation with the brushless motor and rugged, reinforced carbon fiber components. Enhance lab safety with imbalance protection and a clear, shatterproof lid, which locks until the centrifuge has stopped completely.

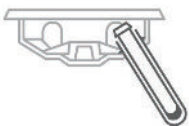
#### A Great Value

Each centrifuge comes ready to run with fixed angle rotor and 2-year warranty included in the affordable price.

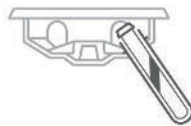
#### Fixed Angle Rotor

The rotor remains at a 45° angle during processing for optimal PPP formation.

Loading Angle



Rotation Angle



Applications	Max Speed	Max Capacity	Included	Warranty
STAT Coagulation, Platelet Poor Plasma (PPP)	4,400 xg Max RCF 6,600 Max RPM	12 x up to 75 mm 4 mL	Fixed Angle Rotor	2 years Rotor: lifetime warranty

Designed, built, and supported in the USA



# DASH COAG



## Free 30-Day Evaluation (U.S. Only)

Part Numbers	
Centrifuge	ML95117
1 yr Warranty Extension	03-0-0007-0003
2 yr Warranty Extension	03-0-0007-0004
3 yr Warranty Extension	03-0-0007-0005

Factory Settings			
	RPM	Time	G-Force
1st Setting/Cycle	6,600	2	4,400
2nd Setting/Cycle	6,600	3	4,400
3rd Setting/Cycle	5,200	5	2,700

Specifications	
Sound level	61 dBA
Dimensions (W x D x H)	12 x 14 x 9 in 30 x 36 x 23 cm
Weight	12 lbs (5.4 kg)
Power	95 to 253 VAC – 50/60 Hz
Max Speed/G-Force	6600 RPM/4400 xg



druckerdiagnostics.com  
sales@druckerdiagnostics.com

+1-866-265-1486 (U.S. only)  
+1-814-692-7661

## SERO 12 BLOOD BANKING CENTRIFUGE

Part # ML95116

The SERO 12 is carefully designed to facilitate high-quality blood grouping, typing, cross matching, and other cell-washing procedures. Based on the world's most popular blood banking centrifuge and using the same rotors, the SERO 12 ensures samples are efficiently processed, with no individual handling necessary and a convenient automatic pop-lid.

### Easy to Use

The fully digital display makes it easy to customize cycle parameters in 5 or 15 second increments. Save up to 10 cycles, enabling easy spinning and simplifying validation. Spin 6 capped or 12 uncapped 13 x 75 mm blood tubes with minimal handling (up to 16 x 100 mm tubes with additional rotor). Tube positions are numbered for quick identification.

### Easy to Monitor

See cycle status at a glance with the SERO 12's LED lid lighting (patent pending). Bright lights indicate when the centrifuge is ready to load (off), running (on), or done (flashing). Lights continue flashing until the lid is opened.

### No Individual Handling

Tubes can be batch filled, centrifuged, transported, incubated, and emptied using the interchangeable heads that also function as holders.

### Safe and Durable

The SERO 12 auto-pop lid locks securely during a run, and pops open automatically when the spin is done. The brushless motor and reinforced carbon fiber components ensure years of operation with no routine maintenance.

### A Great Value

Unbeatable quality for any budget. The SERO 12 is ready to run with a 2-stage swing-out rotor and 2-year warranty included in the affordable price.



### Uses Sero-Fuge™ Rotors

The SERO 12 is compatible with all rotors from the world's most popular blood banking centrifuge.



Sold separately



Included with purchase

Applications	Max Speed	Max Capacity	Included	Warranty
Cell Washing Blood Grouping & Typing Cross Matching	1,040 xg Max RCF 3,600 Max RPM	6 capped or 12 uncapped 75mm tubes*	12 Place Rotor  <i>*6 place metal rotor (sold separately) required for 100mm tubes</i>	2 years

Designed, built, and supported in the USA

# SERO 12



## Rotor Compatibility

Transition to a new centrifuge without interrupting workflow. The SERO 12 is compatible with all rotors from the world's most popular blood banking centrifuge.

## Free 30-Day Evaluation (U.S. Only)

Part Numbers	
Centrifuge	ML95116



**6 place metal rotor**  
0526-001-000 (1 qty)  
for 100mm tubes  
(sold separately)



**12 place rotor**  
02-001-0-0019 (1 qty)  
for 75mm tubes  
(1 included)

Specifications	
Sound level	61 dBA
Dimensions (W x D x H)	13 x 15 x 9 in (33 x 38 x 23 cm)
Weight	27 lbs (12.3 kg)
Maximum Speed	3600 RPM
Maximum RCF	1040 xg
Voltage	95-253 VAC
Frequency	50/60 Hz



druckerdiagnostics.com  
sales@druckerdiagnostics.com

+1-866-265-1486 (U.S. only)  
+1-814-692-7661