



BOEKEL

Boekel Scientific

Centrifuge Product Catalog



Model 642E

Model 642M

Model 642B

HORIZON 6 Flex

HORIZON 6 Flex FA

HORIZON 12 Flex

HORIZON 24 Flex

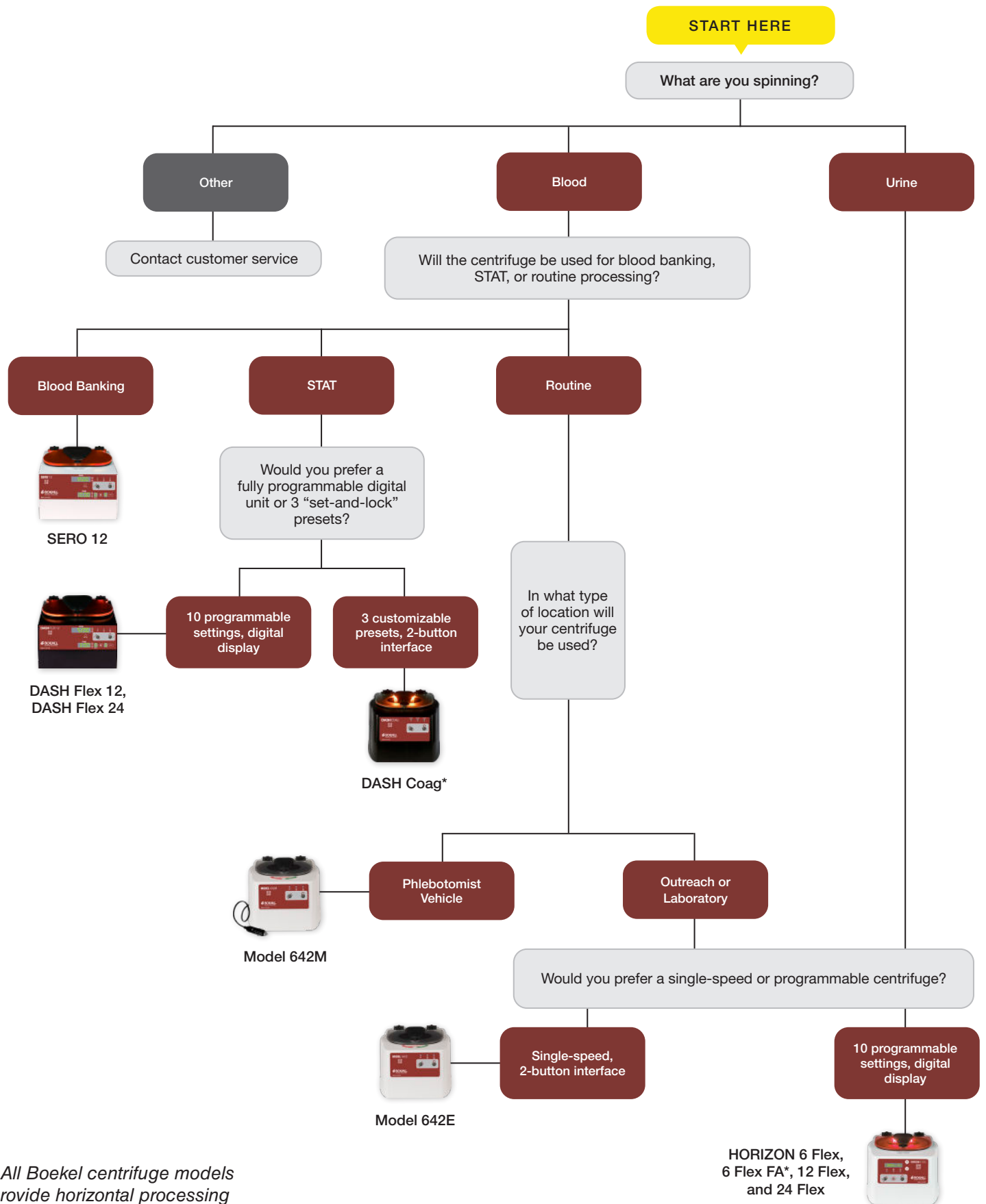
DASH Flex 12

DASH Flex 24

DASH Coag

SERO 12

Guide to Selecting a Centrifuge



* All Boekel centrifuge models provide horizontal processing unless otherwise specified

Request a Free 30 Day Evaluation (U.S. Only)

CENTRIFUGE MODEL	PART NUMBER
DASH Coag*	00-676-260-000
DASH Flex 12	00-183-260-000
DASH Flex 24	00-184-260-000
HORIZON 6 Flex	00-376-260-000
HORIZON 6 Flex FA*	00-376-260-001
HORIZON 12 Flex	00-383-260-000
HORIZON 24 Flex	00-384-260-000
SERO 12	00-483-260-000
Model 642E	00-018-260-000
Model 642M	00-077-260-000
Model 642B	00-016-260-000

**fixed angle processing*

642E

642E **SINGLE-SPEED ELECTRONIC CENTRIFUGE**

Part # 00-018-260-000



The 642E is the **world's best-selling clinical laboratory centrifuge**. Easy two-button operation ensures repeatability and standardization, while advanced design delivers high-quality blood separation every time. Its preset speed and runtime make the 642E the ideal choice for consistency in doctor's offices, patient service centers, and outreach locations.

Easy to Use

Spin samples with the press of just one button. The 642E processes 75-100 mm (3-10 mL) tubes for chemistry, coag, and PPP.

Simple Settings

The 642E features a preset runtime of 10 minutes at 1,600 xg for all common chemistry needs.

Built to Last

No routine maintenance. The brushless motor and unique convection-based cooling system ensure years of high-quality separations.

Engineered for Safety

Protect your lab with the clear, shatterproof lid, which locks until the centrifuge has stopped completely.

A Great Value

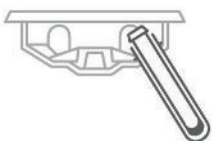
Get the world's #1 clinical laboratory centrifuge at a price that fits any budget. The unit arrives ready for use with the horizontal rotor, tube holders, and 2-year warranty included in the affordable price.

2-Stage Horizontal Rotor

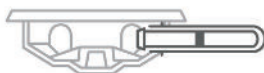
Our patented swing-out horizontal rotor design incorporates a unique test tube holder that produces the ideal horizontally separated samples.

Part Number	00-018-260-000
Applications	Chemistry, Coag, PPP
Max Speed	1,600 xg Max RCF, 3,380 Max RPM
Max Capacity	6 x 75-100 mm (3-10 mL)
Included	Horizontal Rotor, Tube Holders
Warranty	2 years (rotor: lifetime warranty)

Loading Angle



Rotation Angle




Designed, built, and supported in the USA

642E Centrifuge

Part Numbers	642E
Centrifuge	00-018-260-000
75-100 mm tube holders	7713079K (6 qty)
1 yr Warranty Extension	03-0-0007-0001
2 yr Warranty Extension	03-0-0007-0002
3 yr Warranty Extension	03-0-0007-0006

Specifications	642E
Sound level	64 dBA
Dimensions (W x D x H)	11.75 x 14 x 8.75 in 30 x 35.5 x 22 cm
Weight	11 lbs (5 kg)
Max RPM	3380 RPM
Max G-Force	1600 xg
Power	115 VAC, 50/60Hz



Safety lid automatically locks during operation and will not open until the centrifuge has stopped

QR code for easy access to support videos, manuals, and more

Brushless motor ensures quiet, maintenance-free operation

Lights illuminate to indicate running, locked, unlocked

Simple two-button controls

Reinforced guard bowl for maximum safety

OTHER MODELS



642M

Mobile centrifugation for blood and urine
For use with 12V outlet



642B

Analog dial selects cycle time from 1-30 minutes
For blood and urine



HORIZON Flex

Digital display, available for 6, 12, 24 tubes
10 cycles, for blood and urine



www.boekelsci.com
boekel-info@boekelsci.com

215-396-8200, ext 5
800-336-6929, ext 5



642M

642M 12V DC MOBILE CENTRIFUGE

Part # 00-077-260-000

The 642M facilitates efficient routes and longer range for mobile phlebotomists by providing centrifugation in the vehicle. Spin specimens within two hours of draw and run the most convenient route without the need to return to the central lab. Powered directly from a vehicle's 12V electrical supply, the 642M provides horizontal centrifugation for high quality gel tube separation and two-button operation for maximum repeatability.

Easy to Use

The simple interface runs the preset cycle (10 minutes at 3,400 RPM/1,600 xg) at the touch of a button. Runtime can be adjusted from 1 to 30 minutes.

Designed for Mobile Centrifugation

With in-vehicle centrifugation, phlebotomists are free to plan a day-long route without returning to the lab. This affordable device can greatly increase range of service and productivity without sacrificing specimen quality or patient outcome.

Built to Last

No routine maintenance. The brushless motor and unique convection-based cooling system ensure years of high-quality separations.

Engineered for Safety

Ensure maximum safety with the clear, shatterproof lid, which locks until the centrifuge has stopped completely.

A Great Value

Each unit arrives ready to run with horizontal rotor, universal tube holders, and 2-year warranty included in the affordable price.

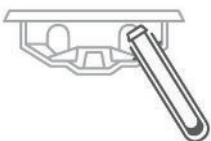
2-Stage Horizontal Rotor

Our patented swing-out rotor design incorporates a unique test tube holder that produces horizontally separated samples, ideal for transportation.

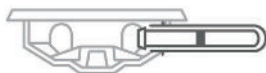


Part Number	00-077-260-000
Applications	Chemistry, Coag, PPP
Max Speed	1,650 xg Max RCF, 3,400 Max RPM
Max Capacity	6 x 75-100 mm (3-10 mL)
Included	Horizontal Rotor, Tube Holders
Warranty	2 years (rotor: lifetime warranty)

Loading Angle



Rotation Angle




Designed, built, and supported in the USA

642M Centrifuge

Part Numbers	642M
Centrifuge	00-077-260-000
75-100 mm tube holders	7713079K (6 qty)
1 yr Warranty Extension	03-0-0007-0001
2 yr Warranty Extension	03-0-0007-0002
3 yr Warranty Extension	03-0-0007-0006

Specifications	642M
Sound level	65 dBA
Dimensions (W x D x H)	11.75 x 14 x 8.75 in 30 x 35.5 x 22 cm
Weight	12 lbs (5.4 kg)
Max RPM	3400 RPM
Max G-Force	1650 xg
Power	12V DC



Safety lid automatically locks during operation and will not open until the centrifuge has stopped

QR code for easy access to support videos, manuals, and more

12V DC cord for use in vehicles

LED lights illuminate to indicate running, locked, unlocked

Simple two-button operation

Reinforced guard bowl for maximum safety

OTHER MODELS



642E

World's #1 clinical lab centrifuge
For blood and urine



642B

Analog dial selects cycle time from 1-30 minutes
For blood and urine



HORIZON Flex

Digital display, available for 6, 12, 24 tubes
10 cycles, for blood and urine



www.boekelsci.com
boekel-info@boekelsci.com

215-396-8200, ext 5
800-336-6929, ext 5



642B

642B

HORIZONTAL SINGLE-SPEED CENTRIFUGE

Part # 00-016-260-000

Produce high-quality sample separations at our most affordable price. The 642B's simple, single-speed settings and adjustable mechanical timer meet a variety of blood specimen preparation needs. The unique rotor design allows for horizontal processing with minimal maintenance and no hassle.



A Great Value

Unbeatable quality for any budget. Each unit arrives ready to run with a rotor, tube holders, and 2-year warranty included in the affordable price.

Easy to Use

The 642B offers powerful single-speed processing with an easily adjustable mechanical timer. Set to run at a constant 1,600 xg, the 642B allows selection of cycle time from 1 to 30 minutes.

Cool Operation

Unique design of the motor housing and rotation chamber keeps specimens cool during processing.

Built to Last

Reinforced components and brushless motor provide years of maintenance-free operation. The clear, shatterproof lid enhances lab safety.

2-Stage Horizontal Rotor

Our patented swing-out horizontal rotor design incorporates a unique test tube holder that produces the ideal horizontally separated samples.

For Better Repeatability

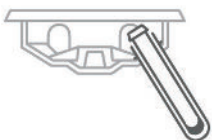
When consistency is key, please consider the single-speed, electronic **642E**. The 642E is the world's best-selling clinical laboratory centrifuge and features a simple, two-button interface and preset runtime for all common chemistry needs.



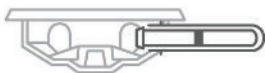
Model 642E

Part Number	00-016-260-000
Applications	Chemistry, Coag, PPP
Max Speed	1,600 xg Max RCF, 3,380 Max RPM
Max Capacity	6 x 75-100 mm (3-10 mL)
Included	Horizontal Rotor, Tube Holders
Warranty	2 years (rotor: lifetime warranty)

Loading Angle



Rotation Angle



Designed, built, and supported in the USA

642B Centrifuge

Part Numbers	642B
Centrifuge	00-016-260-000
75-100 mm tube holders	7713079 (6 qty)
1 yr Warranty Extension	03-0-0007-0001
2 yr Warranty Extension	03-0-0007-0002
3 yr Warranty Extension	03-0-0007-0006

Specifications	642B
Sound level	65 dBA
Dimensions (W x D x H)	11.75 x 14 x 8.75 in 30 x 35.5 x 22 cm
Weight	11 lbs (5 kg)
Max RPM	3380 RPM
Max G-Force	1600 xg
Power	115 VAC, 50/60Hz



OTHER MODELS



642E
World's #1 clinical lab centrifuge
For blood and urine



642M
For mobile centrifugation of blood and urine
For use with 12V outlet



HORIZON Flex
Digital display, available for 6, 12, 24 tubes
10 cycles, for blood and urine



www.boekelsci.com
boekel-info@boekelsci.com

215-396-8200, ext 5
800-336-6929, ext 5



HORIZON

HORIZON 6 FLEX PROGRAMMABLE ROUTINE CENTRIFUGE

Part # 00-376-260-000

Satisfy the most diverse processing requirements with the HORIZON 6 Flex routine centrifuge. Customize settings and check every detail on the digital display, or pre-program up to 10 cycles.



Easy to Use

The fully digital display makes it easy to customize cycle parameters on the fly, or set and select one of the 10 programmable cycles. Spin 75-100 mm (3-10 mL) tubes without switching tube holders or adding cushions.

Easy to Monitor

Process samples more efficiently with HORIZON's LED lid lighting: off when the centrifuge is ready to load, on when running, and flashing at the end of cycle. Once the unit is started, the display shows remaining spin time.

Built to Last

No routine maintenance. Brushless motor, engineered composite components.

Engineered for Safety

Protect your lab with imbalance detection and a shatterproof lid which can only be opened when the rotor is stopped, even if the unit loses power.

A Great Value

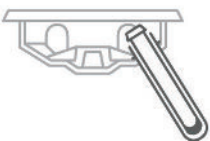
Unbeatable quality for any budget. Each HORIZON 6 Flex centrifuge is ready to run with horizontal rotor, universal tube holders, and 2-year warranty included in the affordable price.

2-Stage Horizontal Rotor

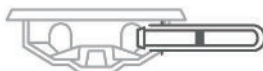
Our patented swing-out horizontal rotor design incorporates a unique test tube holder that produces the ideal horizontally separated samples.

Part Number	00-376-260-000
Applications	Chemistry, Coag, PPP, Urine, Toxicology, CBC & Other Hematological Processes
Max Speed	2,000 xg Max RCF, 3,800 Max RPM
Max Capacity	6 x 75-100 mm (3-10 mL)
Included	Horizontal Rotor, Tube Holders
Warranty	2 years (rotor: lifetime warranty)

Loading Angle




Rotation Angle



Designed, built, and supported in the USA

HORIZON 6 FLEX



Free 30-Day Evaluation (U.S. Only)

Part Numbers	
Centrifuge	00-376-260-000
Replacement 75-100 mm Tube Holders/Buckets	7713079K (pack of 6)
1 yr Warranty Extension	03-0-0007-0001
2 yr Warranty Extension	03-0-0007-0002
3 yr Warranty Extension	03-0-0007-0006

Standard Preset Cycles	Time	G-Force	RPM
1 (Chemistry)	10 min	1,800 xg	3,600 RPM
2 (Coag, PPP)	15 min	1,500 xg	3,300 RPM
3 (Urine)	5 min	500 xg	1,900 RPM

Specifications	
Sound Level	64 dBA
Max RPM/G-Force	3800 RPM/2000 xg
Dimensions (W x D x H)	12 x 14 x 9 in 30 x 36 x 23 cm
Weight	12 lbs (5.4 kg)
Power	100-240 VAC, 50/60Hz



www.boekelsci.com
boekel-info@boekelsci.com

215-396-8200, ext 5
800-336-6929, ext 5



HORIZON



HORIZON 6 FLEX FA FIXED ANGLE ROUTINE CENTRIFUGE

Part # 00-376-260-001

Spin 125 mm tubes and meet fixed angle processing needs for chemistry, urine, and more with HORIZON. Choose the HORIZON 6 Flex FA for its digital display and 10 programmable cycles.

Easy to Use

Program and recall 10 cycles on the HORIZON 6 Flex FA through the digital display. Spin 75-100 mm (3-10 mL) tubes in the same holder without cushions, or 125 mm (15 mL) tubes in the included additional tube holders.

Easy to Monitor

Process samples more efficiently with HORIZON's LED lid lighting: off when the centrifuge is ready to load, on when running, and flashing at the end of cycle.

Built to Last

No routine maintenance. Brushless motor, engineered composite components.

Engineered for Safety

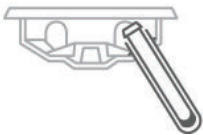
Protect your lab with imbalance detection and a shatterproof lid which can only be opened when the rotor is stopped, even if the unit loses power.

A Great Value

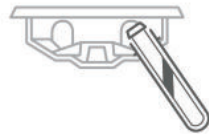
Unbeatable quality for any budget. Each HORIZON centrifuge is ready to run with fixed angle rotor, universal 75-100 mm (3-10 mL) tube holders, 125 mm (15 mL) tube holders, and 2-year warranty included in the affordable price.

Part Number	00-376-260-001
Applications	Chemistry, Coag, PPP, Urine, Toxicology, CBC & Other Hematologic Processes, Wastewater Effluent Testing & Other Environmental Testing
Max Speed	1,850 xg Max RCF, 3,900 Max RPM
Max Capacity	6 x 75-125 mm (3-15 mL)
Included	Fixed Angle Rotor, Tube Holders
Warranty	2 years (rotor: lifetime warranty)

Loading Angle



Rotation Angle



Designed, built, and supported in the USA

HORIZON 6 FLEX FA



** presets based on CLSI guidelines and tube manufacturer IFU*

Part Numbers	
Centrifuge	00-376-260-001
Replacement 75-100 mm Tube Holders	7713079K (pack of 6)
Replacement 125 mm Tube Holders	7713044K (pack of 6)
1 yr Warranty Extension	03-0-0007-0001
2 yr Warranty Extension	03-0-0007-0002
3 yr Warranty Extension	03-0-0007-0006

Standard Preset Cycles		With Blue Tube Holder (75-100 mm/3-10 mL tubes)	With Orange Tube Holder (125 mm/15 mL tubes)
1 (Chemistry)	10 min @ 3,900 RPM	1,600 xg	1,850 xg
2 (Coag, PPP)	15 min @ 3,800 RPM	1,500 xg	N/A
3 (Urine)	5 min @ 2,200 RPM	500 xg	600 xg

Specifications	
Sound Level	64 dBA
Max RPM/G-Force	3900 RPM/1600 xg/1850 xg
Dimensions (W x D x H)	12 x 14 x 9 in 30 x 36 x 23 cm
Weight	12 lbs (5.4 kg)
Power	100-240 VAC, 50/60Hz



www.boekelsci.com
boekel-info@boekelsci.com

215-396-8200, ext 5
800-336-6929, ext 5



HORIZON

HORIZON 12 FLEX PROGRAMMABLE ROUTINE CENTRIFUGE

Part # 00-383-260-000

Satisfy the most diverse processing requirements with the HORIZON 12 Flex routine centrifuge. Customize settings and check every detail on the digital display, or pre-program up to 10 cycles.



Easy to Use

The fully digital display makes it easy to customize cycle parameters on the fly, or set and select one of the 10 programmable cycles. Spin 75-100 mm (3-10 mL) tubes without switching tube holders or adding cushions.

Easy to Monitor

Process samples more efficiently with HORIZON's LED lid lighting: off when the centrifuge is ready to load, on when running, and flashing at the end of cycle. Once the unit is started, the display shows remaining spin time.

Built to Last

No routine maintenance. Brushless motor, engineered composite components.

Engineered for Safety

Protect your lab with imbalance detection and a shatterproof lid which can only be opened when the rotor is stopped, even if the unit loses power.

A Great Value

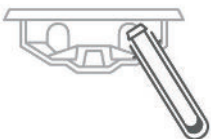
Unbeatable quality for any budget. Each HORIZON 12 Flex centrifuge is ready to run with horizontal rotor, universal tube holders, and 2-year warranty included in the affordable price.

2-Stage Horizontal Rotor

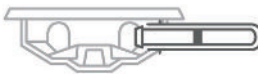
Our patented swing-out horizontal rotor design incorporates a unique test tube holder that produces the ideal horizontally separated samples.

Part Number	00-383-260-000
Applications	Chemistry, Coag, PPP, Urine, Toxicology, CBC & Other Hematological Processes
Max Speed	2,000 xg Max RCF, 3,700 Max RPM
Max Capacity	12 x 75-100 mm (3-10 mL)
Included	Horizontal Rotor, Tube Holders
Warranty	2 years (rotor: lifetime warranty)

Loading Angle



Rotation Angle



Designed, built, and supported in the USA

HORIZON 12 FLEX



Free 30-Day Evaluation (U.S. Only)

Part Numbers	
Centrifuge	00-383-260-000
Replacement 75-100 mm Tube Holders/Buckets	7713079K (pack of 6)
1 yr Warranty Extension	03-0-0007-0001
2 yr Warranty Extension	03-0-0007-0002
3 yr Warranty Extension	03-0-0007-0006

Standard Preset Cycles	Time	G-Force	RPM
1 (Chemistry)	10 min	1,800 xg	3,500 RPM
2 (Coag, PPP)	15 min	1,500 xg	3,200 RPM
3 (Urine)	5 min	500 xg	1,800 RPM

Specifications	
Sound Level	56 dBA
Max RPM/G-Force	3700 RPM/2000 xg
Dimensions (W x D x H)	13 x 15 x 9 in 33 x 38 x 23 cm
Weight	34 lbs (15 kg)
Power	100-240 VAC, 50/60Hz



www.boekelsci.com
boekel-info@boekelsci.com

215-396-8200, ext 5
800-336-6929, ext 5



HORIZON

HORIZON 24 FLEX PROGRAMMABLE ROUTINE CENTRIFUGE

Part # 00-384-260-000



Satisfy the most diverse processing requirements with the HORIZON 24 Flex routine centrifuge. Customize settings and check every detail on the digital display, or pre-program up to 10 cycles.

Easy to Use

The fully digital display makes it easy to customize cycle parameters on the fly, or set and select one of the 10 programmable cycles. Process 75-100 mm (3-10 mL) tubes and 125 mm (15 mL) in the same holder without cushions. Simply swap holders to run 50 mL tubes.

Easy to Monitor

Process samples more efficiently with HORIZON's LED lid lighting: off when the centrifuge is ready to load, on when running, and flashing at the end of cycle. Once the unit is started, the display shows remaining spin time.

Built to Last

No routine maintenance. Brushless motor, engineered composite components.

Engineered for Safety

Protect your lab with imbalance detection and a shatterproof lid which can only be opened when the rotor is stopped, even if the unit loses power.

A Great Value

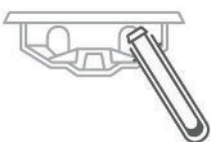
Unbeatable quality for any budget. Each HORIZON 24 Flex centrifuge is ready to run with horizontal rotor, universal tube holders, and 2-year warranty included in the affordable price.

2-Stage Horizontal Rotor

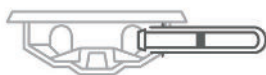
Our patented swing-out horizontal rotor design incorporates a unique test tube holder that produces the ideal horizontally separated samples.

Part Number	00-384-260-000
Applications	Chemistry, Coag, PPP, Urine, Toxicology, CBC & Other Hematologic Processes, Wastewater Effluent Testing & Other Environmental Testing
Max Speed	2,000 xg Max RCF, 3,400 Max RPM
Max Capacity	24 x 75-100mm/3-10 mL 12 x 125 mm/15 mL 6 x 50 mL
Included	Horizontal Rotor, Tube Holders
Warranty	2 years (rotor: lifetime warranty)

Loading Angle



Rotation Angle



Designed, built, and supported in the USA

HORIZON 24 FLEX



Free 30-Day Evaluation (U.S. Only)

Part Numbers	
Centrifuge	00-384-260-000
Replacement 75-100 mm Tube Holders/Buckets	7713079K (pack of 6)
50 mL tube holders	7713037K (pack of 6)
Cap	7713035K (pack of 6)
1 yr Warranty Extension	03-0-0007-0001
2 yr Warranty Extension	03-0-0007-0002
3 yr Warranty Extension	03-0-0007-0006

Standard Preset Cycles	Time	G-Force	RPM
1 (Chemistry)	10 min	1,800 xg	3,300 RPM
2 (Coag, PPP)	15 min	1,500 xg	3,000 RPM
3 (Urine)	5 min	500 xg	1,700 RPM

Specifications	
Sound Level	59 dBA
Max RPM/G-Force	3400 RPM/2000 xg
Dimensions (W x D x H)	15 x 17 x 9 in 38 x 43 x 23 cm
Weight	31 lbs (14 kg)
Power	100-240 VAC, 50/60Hz



www.boekelsci.com
boekel-info@boekelsci.com

215-396-8200, ext 5
800-336-6929, ext 5



DASH

DASH FLEX 12 PROGRAMMABLE STAT CENTRIFUGE

Part # 00-183-260-000

Always know when your STAT samples are ready with the DASH Flex 12 centrifuge. The unique flashing lid lights (patent pending) make it easy to track cycle status and keep TAT down. Customize settings and check every detail on the digital display, and save up to 10 custom cycles to produce high-quality STAT samples.



Easy to Monitor

LED lid lighting indicates when the centrifuge is ready (off), running (on), or done (flashing), reducing forgotten samples and keeping your average TAT down. The DASH Flex 12's digital display shows cycle parameters and time remaining.

Easy to Use

Set and save up to 10 programmable time, speed, and g-force settings using the user-friendly interface. The DASH Flex 12 arrives pre-programmed with the most common STAT settings and can spin 75-100 mm (3-10 mL) tubes with the same rotor and universal tube holders.

Eliminate Wait Time

The DASH Flex 12 is so compact that it can be used in an array in accessioning. The array will allow spinning samples as soon as they arrive, further shortening your TAT. For a more compact unit, consider the DASH Coag.

Safe and Durable

Enjoy years of worry-free operation with the DASH's brushless motor and rugged, reinforced carbon fiber components. Enhance lab safety with imbalance protection and a clear, shatterproof lid, which locks until the centrifuge has stopped completely.

A Great Value

Each DASH centrifuge comes fully equipped and ready to run with a horizontal rotor, universal tube holders, and 2-year warranty included in the affordable price.

2-Stage Horizontal Rotor

Our patented swing-out horizontal rotor design incorporates a unique test tube holder that produces the ideal horizontally separated samples.

Part Number 00-183-260-000

Applications STAT Chemistry, Coag, PPP

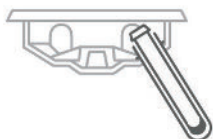
Max Speed 4,000 xg Max RCF, 5,200 Max RPM

Max Capacity 12 x 75-100 mm (3-10 mL)

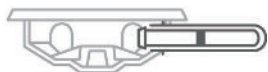
Included Horizontal Rotor, Tube Holders

Warranty 2 years (rotor: lifetime warranty)

Loading Angle



Rotation Angle



Designed, built, and supported in the USA

DASH FLEX 12



Free 30-Day Evaluation (U.S. Only)

Part Numbers	
Centrifuge	00-183-260-000
Replacement 75-100 mm Tube Holders/Buckets	03-1-0007-0046 (6 qty)
Adapters, 0.5 to 1 mL	7713068 (1 qty)
Adapters, 1.5 to 2 mL	7713065 (1 qty)
1 yr Warranty Extension	03-0-0007-0003
2 yr Warranty Extension	03-0-0007-0004
3 yr Warranty Extension	03-0-0007-0005

Factory Settings			
	RPM	Time	G-Force
1st Setting/Cycle	5,200	3 min	4,000 xg
2nd Setting/Cycle	5,200	5 min	4,000 xg
3rd Setting/Cycle	3,600	7 min	2,000 xg

Specifications	
Sound level	61 dBA
Dimensions (W x D x H)	13 x 15 x 9 in (33 x 38 x 23 cm)
Weight	34 lbs (15 kg)
Power	100-240 VAC, 50/60 Hz
Max Speed/G-Force	5200 RPM/4000 xg



www.boekelsci.com
boekel-info@boekelsci.com

215-396-8200, ext 5
800-336-6929, ext 5



DASH

DASH FLEX 24

PROGRAMMABLE STAT CENTRIFUGE

Part # 00-184-260-000

Always know when your STAT samples are ready with the DASH Flex 24 centrifuge. The unique flashing lid lights (patent pending) make it easy to track cycle status and keep TAT down. Customize settings and check every detail on the digital display, and save up to 10 custom cycles to produce high-quality STAT samples.



Easy to Monitor

LED lid lighting indicates when the centrifuge is ready (off), running (on), or done (flashing), reducing forgotten samples and keeping your average TAT down. The DASH Flex 24's digital display shows cycle parameters and time remaining.

Easy to Use

Set and save up to 10 programmable time, speed, and g-force settings using the user-friendly interface. The DASH Flex 24 arrives pre-programmed with the most common STAT settings, and can be easily reprogrammed or adjusted on the fly to meet your lab's specimen processing needs.

High Capacity STAT

The DASH Flex 24 can spin standard 75-100 mm (3-10 mL) blood tubes, 125 mm (15 mL) long tubes, and tubes with volumes up to 50 mL using a variety of different buckets - no small adapters!

Safe and Durable

Enjoy years of worry-free operation with the DASH's brushless motor and rugged, reinforced carbon fiber components. Enhance lab safety with imbalance protection and a clear, shatterproof lid, which locks until the centrifuge has stopped completely.

A Great Value

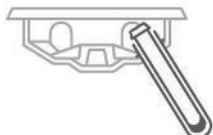
Each DASH centrifuge comes fully equipped and ready to run with a horizontal rotor, universal tube holders, and 2-year warranty included in the affordable price.

2-Stage Horizontal Rotor

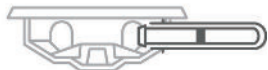
Our patented swing-out horizontal rotor design incorporates a unique test tube holder that produces the ideal horizontally separated samples.

Part Number	00-184-260-000
Applications	STAT Chemistry, Coag, PPP
Max Speed	3,450 xg Max RCF, 4,500 Max RPM
Max Capacity	24 x 75-100 mm/3-10 mL tubes 12 x 125 mm/15 mL tubes 6 x 50 mL tubes
Included	Horizontal Rotor, Buckets, Tube Holders
Warranty	2 years (rotor: lifetime warranty)

Loading Angle



Rotation Angle



Designed, built, and supported in the USA

DASH FLEX 24



Free 30-Day Evaluation (U.S. Only)

Part Numbers	
Centrifuge	00-184-260-000
Replacement Tube Holders/Buckets	02-004-0-0012K (pack of 6)
50 mL Tube Holders/Buckets	02-004-0-0014K (pack of 6)
Adapters, 1.5 to 2 mL	7713065 (1 qty)
1 yr Warranty Extension	03-0-0007-0003
2 yr Warranty Extension	03-0-0007-0004
3 yr Warranty Extension	03-0-0007-0005

Factory Settings			
	RPM	Time	G-Force
1st Setting/Cycle	4,300	5 min	3,000 xg
2nd Setting/Cycle	4,300	6 min	3,000 xg
3rd Setting/Cycle	3,500	7 min	2,000 xg

Specifications	
Sound level	61 dBA
Dimensions (W x D x H)	14.5 x 17 x 9 in 37 x 43 x 23 cm
Weight	31 lbs (14 kg)
Power	100-240 VAC, 50/60Hz
Max Speed/G-Force	4500 RPM/3450 xg



www.boekelsci.com
boekel-info@boekelsci.com

215-396-8200, ext 5
800-336-6929, ext 5



DASH

DASH COAG *SET-AND-LOCK STAT COAG CENTRIFUGE*

Part # 00-676-260-000

Reduce turnaround time (TAT) and produce high-quality coags in minutes with the DASH Coag centrifuge. The user-friendly set-and-lock controls streamline STAT lab operations and eliminate errors. Simply select your desired runtime from the DASH Coag's three preset cycles and spin with the press of a button.



Easy to Monitor

Always know when samples are ready with the DASH Coag's LED lid lighting system (patent pending). Bright lights indicate when the centrifuge is ready to load (off), running (on), or done (flashing) and continue flashing until the lid is opened.

Easy to Use

Stop wasting time adjusting settings or navigating complicated menus. The DASH Coag's simple interface makes it easy to select a preset or program your custom validated cycles with the press of a button. Spin tubes up to 75 mm (4 mL) with the same rotor and universal tube holders.

Eliminate Wait Time

Further shorten TAT by using a centrifuge array in accessioning. The array takes advantage of the DASH Coag's compact size to eliminate queuing. Its light weight and small footprint allow it to be easily moved throughout the lab to address bottlenecks.

Safe and Durable

Enjoy years of worry-free operation with the brushless motor and rugged, reinforced carbon fiber components. Enhance lab safety with imbalance protection and a clear, shatterproof lid, which locks until the centrifuge has stopped completely.

A Great Value

Each centrifuge comes ready to run with fixed angle rotor and 2-year warranty included in the affordable price.

Fixed Angle Rotor

The rotor remains at a 45° angle during processing for optimal PPP formation.

Part Number 00-676-260-000

Applications STAT Coagulation, Platelet Poor Plasma (PPP)

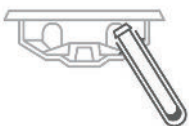
Max Speed 4,400 xg Max RCF, 6,600 Max RPM

Max Capacity 12 x up to 75 mm (4 mL)

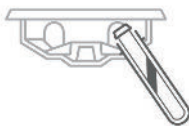
Included Fixed Angle Rotor

Warranty 2 years (rotor: lifetime warranty)

Loading Angle



Rotation Angle



Designed, built, and supported in the USA

DASH COAG



Free 30-Day Evaluation (U.S. Only)

Part Numbers	
Centrifuge	00-676-260-000
1 yr Warranty Extension	03-0-0007-0003
2 yr Warranty Extension	03-0-0007-0004
3 yr Warranty Extension	03-0-0007-0005

Factory Settings			
	RPM	Time	G-Force
1st Setting/Cycle	6,600	2	4,400
2nd Setting/Cycle	6,600	3	4,400
3rd Setting/Cycle	5,200	5	2,700

Specifications	
Sound level	61 dBA
Dimensions (W x D x H)	11 x 13 x 8 in (28 x 34 x 20 cm)
Weight	12 lbs (5.4 kg)
Power	100-240 VAC, 50/60Hz
Max Speed/G-Force	6600 RPM/4400 xg



www.boekelsci.com
boekel-info@boekelsci.com

215-396-8200, ext 5
800-336-6929, ext 5



SERO 12

SERO 12 BLOOD BANKING CENTRIFUGE

Part # 00-483-260-000

The SERO 12 is carefully designed to facilitate high-quality blood group typing, crossmatching, and other manual cell washing procedures for a wide range of tube sizes. Based on the world's most popular blood banking centrifuge and using the same rotors, the SERO 12 ensures samples are efficiently processed, with no individual handling necessary.

Easy to Use

The fully digital display makes it easy to customize cycle parameters in 5 or 15 second increments. Save up to 10 cycles, enabling easy spinning and simplifying validation.

Spin 6 capped or 12 uncapped 75 mm collection tubes with minimal handling (up to 100 mm tubes with additional rotor). Tube positions are numbered for quick identification. Centrifuge up to 12 blood bank test tubes (10 x 75 mm or 12 x 75 mm) for all benchtop testing procedures.

Easy to Monitor

See cycle status at a glance with the SERO 12's LED lid lighting (patent pending). Bright lights indicate when the centrifuge is ready to load (off), running (on), or done (flashing). Lights continue flashing until the lid is opened.

No Individual Handling

Tubes can be batch filled, centrifuged, transported, incubated, and emptied using the interchangeable heads that also function as holders.

Safe and Durable

Enhance lab safety with imbalance protection and a shatterproof lid, which locks until the rotor has stopped completely. The brushless motor and reinforced carbon fiber components ensure years of operation with no routine maintenance.

A Great Value

Unbeatable quality for any budget. The SERO 12 is ready to run with a 2-stage swing-out rotor and 2-year warranty included in the affordable price.

Uses Sero-Fuge™ Rotors

Transition to a new centrifuge without interrupting workflow. The SERO 12 is compatible with all rotors from the world's most popular blood banking centrifuge.



Part Number	00-483-260-000
Applications	Cell Separation & Washing, Blood Group Typing, Crossmatching, Antibody Identification, Antigen Typing, Antibody Titration, Fetal Cell Screening, Elutions & More
Max Speed	1,040 xg Max RCF, 3,600 Max RPM
Max Capacity	12 uncapped collection tubes or blood bank test tubes (up to 75 mm*)
Included	12-Place Rotor (02-001-0-0019)
Warranty	2 years (rotor: lifetime warranty)

* 6 place metal rotor (sold separately) required for longer collection tubes (100 mm)



420526
6-place rotor (available for purchase)



02-001-0-0019
12-place rotor (included)

LED lid lights indicate cycle status: ready, running, done

QR code for easy access to support videos, manuals, and more

Airflow cooling maintains temperature during processing



Easily verify spin settings with the clear digital display

Adjust time in 5 second blocks

Free 30-Day Evaluation (U.S. Only)

Part Numbers	
Centrifuge	00-483-260-000
12-place rotor (included)	02-001-0-0019 (1 qty)
6-place metal rotor	420526 (1 qty)
1 yr Warranty Extension	03-0-0007-0001
2 yr Warranty Extension	03-0-0007-0002
3 yr Warranty Extension	03-0-0007-0006

Specifications	
Sound level	61 dBA
Dimensions (W x D x H)	13 x 15 x 9 in (33 x 38 x 23 cm)
Weight	27 lbs (12.3 kg)
Maximum Speed	3600 RPM
Maximum RCF	1040 xg
Voltage	100-240 VAC
Frequency	50/60 Hz



**6 place metal rotor
420526 (1 qty)**
for 100mm tubes
(sold separately)



**12 place rotor
02-001-0-0019 (1 qty)**
for 75mm tubes
(1 included)



www.boekelsci.com
boekel-info@boekelsci.com

215-396-8200, ext 5
800-336-6929, ext 5