

HORIZON 6 FLEX FA

FIXED ANGLE ROUTINE CENTRIFUGE

Part # 00-376-009-001



Spin 125 mm tubes and meet fixed angle processing needs for chemistry, urine, and more with HORIZON. Choose the HORIZON 6 Flex FA for its digital display and 10 programmable cycles.

Easy to Use

Program and recall 10 cycles on the HORIZON 6 Flex FA through the digital display. Spin 75-100 mm (3-10 mL) tubes in the same holder without cushions, or 125 mm (15 mL) tubes in the included additional tube holders.

Easy to Monitor

Process samples more efficiently with HORIZON's LED lid lighting: off when the centrifuge is ready to load, on when running, and flashing at the end of cycle.

Built to Last

No routine maintenance. Brushless motor, engineered composite components.

Engineered for Safety

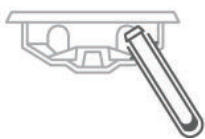
Protect your lab with imbalance detection and a shatterproof lid which can only be opened when the rotor is stopped, even if the unit loses power.

A Great Value

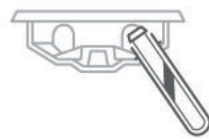
Unbeatable quality for any budget. Each HORIZON centrifuge is ready to run with fixed angle rotor, universal 75-100 mm (3-10 mL) tube holders, 125 mm (15 mL) tube holders, and 2-year warranty included in the affordable price.

Fixed Angle Rotor

Loading Angle



Rotation Angle



Applications

Chemistry, Coag,
PPP, Urine

Max Speed

1,850 xg Max RCF
3,900 Max RPM

Max Capacity

6 x
75-125 mm
3-15 mL


Included

Fixed Angle Rotor,
Tube Holders

Warranty

2 years
Rotor: lifetime warranty

HORIZON 6 FLEX FA



**presets based on CLSI guidelines and tube manufacturer IFU*

Free 30-Day Evaluation (U.S. Only)

Part Numbers	
Centrifuge	00-376-009-001
Replacement 75-100 mm Tube Holders	7713079K (pack of 6)
Replacement 125 mm Tube Holders	7713044K (pack of 6)
1 yr Warranty Extension	03-0-0007-0001
2 yr Warranty Extension	03-0-0007-0002
3 yr Warranty Extension	03-0-0007-0006

Standard Preset Cycles		With Blue Tube Holder (75-100 mm/3-10 mL tubes)	With Orange Tube Holder (125 mm/15 mL tubes)
1 (Chemistry)	10 min @ 3,900 RPM	1,600 xg	1,850 xg
2 (Coag, PPP)	15 min @ 3,800 RPM	1,500 xg	N/A
3 (Urine)	5 min @ 2,200 RPM	500 xg	600 xg

Specifications	
Sound Level	64 dBA
Max RPM/G-Force	3900 RPM/1600 xg/1850 xg
Dimensions (W x D x H)	12 x 14 x 9 in 30 x 36 x 23 cm
Weight	12 lbs (5.4 kg)
Power	95 to 253 V – 50/60 Hz



druckerdiagnostics.com
sales@druckerdiagnostics.com

+1-866-265-1486 (U.S. only)
+1-814-692-7661

