

## 642B

### **HORIZONTAL SINGLE-SPEED CENTRIFUGE**

Part # 00-016-009-001

Produce high-quality sample separations at our most affordable price. The 642B's simple, single-speed settings and adjustable mechanical timer meet a variety of blood specimen preparation needs. The unique rotor design allows for horizontal processing with minimal maintenance and no hassle.

#### **A Great Value**

Unbeatable quality for any budget. Each unit arrives ready to run with a rotor, tube holders, and 2-year warranty included in the affordable price.

#### **Easy to Use**

The 642B offers powerful single-speed processing with an easily adjustable mechanical timer. Set to run at a constant 1,600 xg, the 642B allows selection of cycle time from 1 to 30 minutes.

#### **Cool Operation**

Unique design of the motor housing and rotation chamber keeps specimens cool during processing.

#### **Built to Last**

Reinforced components and brushless motor provide years of maintenance-free operation. The clear, shatterproof lid enhances lab safety.

#### **For Better Repeatability**

When consistency is key, please consider the single-speed, electronic **642E**. The 642E is the world's best-selling clinical laboratory centrifuge and features a simple, two-button interface and preset runtime for all common chemistry needs.



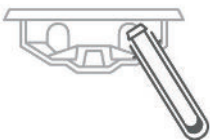
**Model 642E**



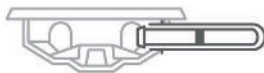
#### **2-Stage Horizontal Rotor**

Our patented swing-out horizontal rotor design incorporates a unique test tube holder that produces the ideal horizontally separated samples.

**Loading Angle**



**Rotation Angle**




<b>Applications</b>	<b>Max Speed</b>	<b>Max Capacity</b>	<b>Included</b>	<b>Warranty</b>
Chemistry, Coag, PPP	1,600 xg Max RCF 3,380 Max RPM	<b>6 x</b> 75-100 mm 3-10 mL	Horizontal Rotor, Tube Holders	<b>2 years</b> Rotor: lifetime warranty

**Designed, built, and supported in the USA**

# 642B Centrifuge

Part Numbers	642B
Centrifuge	00-016-009-001
75-100 mm tube holders	7713079 (6 qty)
SmartView Platform	00-079-009-001
1 yr Warranty Extension	03-0-0007-0001
2 yr Warranty Extension	03-0-0007-0002
3 yr Warranty Extension	03-0-0007-0006

Specifications	642B
Sound level	65 dBA
Dimensions	11.75 x 14 x 8.75 in 30 x 35.5 x 22 cm
Weight	11 lbs (5 kg)
Max RPM	3380 RPM
Max G-Force	1600 xg
Power	115 V – 50/60 Hz



## OTHER DRUCKER MODELS



### 642E

World's #1 clinical lab centrifuge  
For blood



### HORIZON

3 preset cycles, available for 6, 12, 24 tubes  
For blood and urine



### HORIZON Flex

Digital display, available for 6, 12, 24 tubes  
10 cycles, for blood and urine



druckerdiagnostics.com  
sales@druckerdiagnostics.com

+1-866-265-1486 (U.S. only)  
+1-814-692-7661

