

Drucker Diagnostics Product Catalog

Innovative Solutions *for a healthier world*



Since 1932, Drucker Diagnostics has led the way in quality, innovation, and reliability.

Whether it's the first horizontal rotor or the world's only dry hematology system, Drucker looks beyond the current standard and toward the ideal best practice. From our headquarters in Pennsylvania, we design, build, and support our product lines.

You'll find Drucker around the globe. Our centrifuges are trusted by reference laboratories, hospitals, point of care facilities, and more. Our dry hematology products can be found on cruise ships, in local clinics, on military bases, and wherever else remote care is required. Our sample protection lockboxes and fluorescence microscopy tools offer specimen protection and powerful diagnosis tools where they are needed most.

Centrifuge Buying Guide

STAT Centrifuges

Digital Display Routine Centrifuges

Set & Lock Routine Centrifuges

Mobile Centrifuges

Fixed-Angle Centrifuges

Blood Banking Centrifuge

SampleSafe™ Lockboxes

Dry Hematology

Centrifuge Buying Guide

	Model	STAT	Plasma Serum (Chemistry)	Sodium Citrate (Coag) PPP	Urine	PRP PRF	Mobile Care	Blood Banking	Max RPM	Max G-Force RCF	Settings	Digital Display	Up to 17 x 75 or 100 mm or 10 mL	Up to 17 x 125 mm or 15 mL	50 mL	Voltage
Cycle Time (Minutes)																
Routine	642B*		10	15					3400	1600	One		6			115 VAC
	642E		10	15					3400	1600	One		6			115 VAC
	642M		10	15			✓		3400	1600	One		6			12 VDC
	HORIZON 6		10	15	5	✓			3800	2000	Three		6			95-253 VAC
	HORIZON 6 Flex		10	15	5	✓			3800	2000	Ten	✓	6			95-253 VAC
	HORIZON 12		10	15	5	✓			3700	2000	Three		12			95-253 VAC
	HORIZON 12 Flex		10	15	5	✓			3700	2000	Ten	✓	12			95-253 VAC
	HORIZON 24		10	15	5	✓			3400	2000	Three		24	12	6	95-253 VAC
	HORIZON 24 Flex		10	15	5	✓			3400	2000	Ten	✓	24	12	6	95-253 VAC
STAT	DASH Apex 6	3	7	5					5500	4000	Three		6			95-253 VAC
	DASH Apex 12	3	7	5					5200	4000	Three		12			95-253 VAC
	DASH Flex 12	3	7	5					5200	4000	Ten	✓	12			95-253 VAC
	DASH Apex 24	3	7	6					4300	3000	Three		24	12	6	95-253 VAC
	DASH Coag			2					4400	6600	Three		12			95-253 VAC
Fixed Angle	614B*		15						3250	1100	One		6	6		115 VAC
	HORIZON 6 FA		10	15	5	✓			3900	1850	Three		6	6		95-253 VAC
	HORIZON 6 Flex FA		10	15	5	✓			3900	1850	Ten	✓	6	6		95-253 VAC
BB	SERO 12							✓	3600	1040	Ten	✓	6, 12			95-253 VAC

*Not tested to CE standards

RCF varies with tube holder size and is given for 75 & 100 mm tubes

Gel tubes that are being transported should be centrifuged in a horizontal centrifuge, as recommended by tube manufacturers and the CLSI

DASH

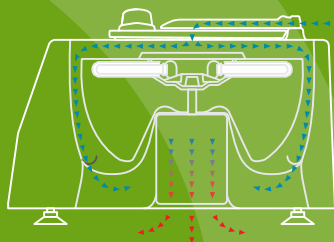
STAT Centrifuges

When every minute counts, Drucker DASH STAT centrifuges deliver.

DASH centrifuges offer higher G-force for faster spin times and quality sample separation - a powerful combination for high-performance environments.

Cool Operations

Unique design of the motor housing and rotation chamber allows for cool operation even under the heaviest workloads



2-Stage Horizontal Rotor

Our patented swing-out horizontal rotor design incorporates a unique test tube holder that produces the ideal horizontally separated samples

Loading Angle



Rotation Angle



FEATURES

Two Year Warranty: Every Drucker centrifuge is protected by a comprehensive two year warranty.

Quiet Operation with Low Vibration: Double-encased motor assures quiet performance and low out-of-balance vibration

Cool Operation: Unique air-flow design cools the rotor chamber and motor with ambient air; protecting your samples and maximizing sample integrity

STAT Performance: Powerful motor provides faster centrifugation and improved sample separation

Horizontal Centrifugation: Horizontal rotors provide better sample separation and a more secure gel barrier for improved performance under transport

SAFETY

Regulatory Approvals: Certified to United States and Canadian safety standards

Reinforced Side Walls: Glass fiber reinforced nylon and high-impact polycarbonate provide dual layers of protection

DASH FLEX 12 & APEX 12 STAT CENTRIFUGES

Always know when your STAT samples are ready: the unique flashing lid lights (patent pending) make it easy to track cycle status and keep TAT down. With your choice of digital display or repeatable two-button operation, both units can be programmed with your validated cycles and arrive preset with common STAT spin cycles for convenience.



Easy to Monitor

LED lid lighting indicates when the centrifuge is ready (off), running (on), or done (flashing), reducing forgotten samples and keeping your average TAT down. The DASH Flex 12's digital display shows cycle parameters and time remaining.

Easy to Use

Program up to 10 custom time, RPM, and g-force settings with the DASH Flex 12. Or, set and lock your three preferred cycles using the DASH Apex 12's two-button interface. Both arrive pre-programmed with the most common STAT settings and can spin 75-100 mm (3-10 mL) tubes with the same rotor and universal tube holders.

Eliminate Wait Time

DASH centrifuges are so compact that they can be used in an array in accessioning. The array will allow spinning samples as soon as they arrive, further shortening your TAT. For a more compact unit, consider the 6 tube capacity DASH Apex 6.

Safe and Durable

Enjoy years of worry-free operation with the DASH's brushless motor and rugged, reinforced carbon fiber components. Enhance lab safety with imbalance protection and a clear, shatterproof lid, which locks until the centrifuge has stopped completely.

A Great Value

Each DASH centrifuge comes fully equipped and ready to run with a horizontal rotor, universal tube holders, and 2-year warranty included in the affordable price.

Choose the DASH Flex 12 for flexibility & cycle display. Choose the DASH Apex 12 for repeatability with set and lock controls.

Tubes	Applications	Centrifugation	Included	Warranty
12 75-100 mm 3-10 mL	STAT Chemistry, Coag, PPP	Horizontal 4,000 xg Max RCF 5,200 Max RPM	Rotor, Buckets or Tube Holders	2 years Rotor: lifetime warranty Extended warranty available

DASH FLEX 12 & APEX 12



Lid lights indicate cycle status: ready, running, done

LED lights clearly indicate selected cycle

Program and name your custom validated cycles
Store up to 10 settings



View RPM and remaining spin time on the digital display

Select a preset cycle, program your validated cycles, or lock to a single setting

Free 30-Day Evaluation (U.S. Only)

Specifications	DASH Flex 12	DASH Apex 12
Sound level	61 dBA	61 dBA
Dimensions (W x D x H)	13 x 15 x 9 in (33 x 38 x 23 cm)	13 x 15 x 9 in (33 x 38 x 23 cm)
Weight	30 lbs (13.7 kg)	30 lbs (13.7 kg)
Power	95 to 253 VAC – 50/60 Hz	
Part Numbers	DASH Flex 12	DASH Apex 12
Centrifuge	00-183-009-000	00-083-009-003
Replacement 75 & 100 mm black tube holder	03-1-0007-0046	03-1-0007-0046
Tube Adapters, 0.5 to 1 mL	7713068 (1 qty)	7713068 (1 qty)
Tube Adapters, 1.5 to 2 mL	7713065 (1 qty)	7713065 (1 qty)
1 yr Warranty Extension	03-0-0007-0003	03-0-0007-0003
2 yr Warranty Extension	03-0-0007-0004	03-0-0007-0004
3 yr Warranty Extension	03-0-0007-0005	03-0-0007-0005
Custom Settings *	00-100-100-101	00-100-100-101

* Add this part number to your centrifuge order to have your custom validated cycles pre-programmed at the factory

Factory Settings	DASH Flex 12			DASH Apex 12		
	RPM	Time	G-Force	RPM	Time	G-Force
1st Setting/Cycle	5,200	3 min	4,000 xg	5,200	3 min	4,000 xg
2nd Setting/Cycle	5,200	5 min	4,000 xg	5,200	5 min	4,000 xg
3rd Setting/Cycle	3,600	7 min	2,000 xg	3,600	7 min	2,000 xg

FDA LISTED



RoHS Compliant



ISO13485 certified

DRUCKER DASH COAG *SET-AND-LOCK STAT COAG CENTRIFUGE*

Reduce turnaround time (TAT) and produce high-quality coags in minutes with Drucker's DASH Coag centrifuge. The user-friendly set-and-lock controls streamline STAT lab operations and eliminate errors. Simply select your desired runtime from the DASH Coag's three preset cycles and spin with the press of a button.



Easy to Monitor

Always know when samples are ready with the DASH Coag's LED lid lighting system (patent pending). Bright lights indicate when the centrifuge is ready to load (off), running (on), or done (flashing) and continue flashing until the lid is opened.

Easy to Use

Stop wasting time adjusting settings or navigating complicated menus. The DASH Coag's simple interface makes it easy to select a preset or program your custom validated cycles with the press of a button. Spin tubes up to 75 mm (4 mL) with the same rotor and universal tube holders.

Eliminate Wait Time

Further shorten TAT by using a centrifuge array in accessioning. The array takes advantage of the DASH Coag's compact size to eliminate queuing. Its light weight and small footprint allow it to be easily moved throughout the lab to address bottlenecks.

Safe and Durable

Enjoy years of worry-free operation with the brushless motor and rugged, reinforced carbon fiber components. Enhance lab safety with imbalance protection and a clear, shatterproof lid, which locks until the centrifuge has stopped completely.

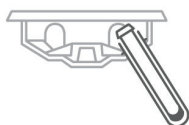
A Great Value

Each centrifuge comes ready to run with a fixed angle rotor, universal tube holders, and 2-year warranty included in the affordable price.

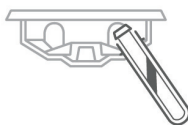
Fixed Angle Rotor

The rotor remains at a 45° angle during processing for optimal PPP formation.

Loading Angle



Rotation Angle



Tubes	Applications	Centrifugation	Included	Warranty
12 up to 75 mm (4 mL)	STAT Coagulation, Platelet Poor Plasma (PPP)	Fixed Angle 4,400 xg Max RCF 6,600 Max RPM	Rotor, Tube Holders	2 years Rotor: lifetime warranty Extended warranty available

DRUCKER DASH COAG



Free 30-Day Evaluation (U.S. Only)

Specifications	
Sound level	61 dBA
Dimensions (W x D x H)	11 x 13.5 x 8 in (28 x 34 x 20 cm)
Weight	12 lbs (5.4 kg)
Maximum Speed	6600 RPM
Maximum RCF	4400 xg
Voltage	95-253 VAC
Frequency	50/60 Hz

Factory Settings			
	RPM	Time	G-Force
1st Setting (2 min)	6,600	2 min	4,400 xg
2nd Setting (3 min)	6,600	3 min	4,400 xg
3rd Setting (5 min)	5,200	5 min	2,700 xg

FDA LISTED



RoHS
Compliant



ISO13485
certified

DASH FLEX 24 PROGRAMMABLE STAT CENTRIFUGE

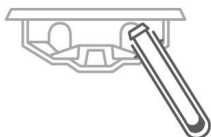
The DASH Flex 24 is the solution for high-volume STAT needs. Customize settings and check every detail on the digital display, and save up to 10 custom cycles to produce high-quality STAT samples. Always know when your STAT samples are ready: unique flashing lid lights (patent pending) clearly show cycle status and keep TAT down.



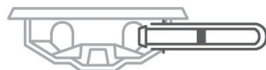
2-Stage Horizontal Rotor

The DASH Flex 24's patented swing-out horizontal rotor design incorporates a unique test tube holder that produces the ideal horizontally separated samples.

Loading Angle



Rotation Angle



Easy to Monitor

LED lid lighting indicates when the centrifuge is ready (off), running (on), or done (flashing), reducing forgotten samples and keeping your average TAT down. The digital display shows cycle parameters and time remaining.

Easy to Use

Set and save up to 10 programmable time, speed, and g-force settings using the user-friendly interface. The DASH Flex 24 arrives pre-programmed with the most common STAT settings and can spin 75-100 mm (up to 50 mL) tubes with the same rotor and universal tube holders.

Eliminate Wait Time

The DASH Flex 24 is so compact that it can be used in an array in accessioning. The array will allow spinning samples as soon as they arrive, further shortening your TAT. For a more compact unit, consider the 6-tube DASH Apex 6.

Safe and Durable

Enjoy years of worry-free operation with the DASH's brushless motor and rugged, reinforced carbon fiber components. Enhance lab safety with imbalance protection and a clear, shatterproof lid, which locks until the centrifuge has stopped completely.

A Great Value

Each centrifuge comes fully equipped and ready to run with a horizontal rotor, universal tube holders, and 2-year warranty included in the affordable price.

Tubes	Applications	Centrifugation	Included	Warranty
6, 12 or 24 75-125 mm up to 50 mL	STAT Chemistry, Coag, PPP	Horizontal 3,450 xg Max RCF 4,500 Max RPM	Rotor, Buckets, and Tube Holders	2 years Rotor: lifetime warranty Extended warranty available

DASH FLEX 24



Free 30-Day Evaluation (U.S. Only)

Part Numbers	
Centrifuge	00-184-009-000
Replacement universal bucket	02-004-0-0012
1 yr Warranty Extension	03-0-0007-0003
2 yr Warranty Extension	03-0-0007-0004
3 yr Warranty Extension	03-0-0007-0005
* Custom Settings	00-100-100-101

* Add this part number to your centrifuge order to have your custom validated cycles pre-programmed at the factory

Specifications	
Sound level	64 dBA
Dimensions (W x D x H)	14.5 x 17 x 9 in 37 x 43 x 23 cm
Weight	39 lbs (17 kg)
Power	95 to 253 VAC – 50/60 Hz

FDA LISTED



RoHS
Compliant



ISO13485
certified

DASH APEX 6, 12, & 24 SET & LOCK STAT CENTRIFUGES

Discover a better way to spin STAT with Drucker DASH Apex STAT centrifuges. Minimize lab error, reduce turnaround time, and streamline training with the DASH Apex's simple controls and powerful performance.

Easy to Monitor

Prevent forgotten samples and reduce TAT with LED lid lighting (patent pending). Bright lights indicate when the centrifuge is ready to load (off), running (on), or done (flashing). Lights continue flashing until the lid is opened.

Easy to Use

The simple two-button interface makes it easy to select a preset or program your custom validated STAT cycles. Use all three presets, or set and lock to a single cycle for maximum repeatability. Spin 75-100 mm (3-10 mL) tubes with the same rotor and universal tube holders.

Eliminate Wait Time

Further shorten TAT by using a centrifuge array in accessioning to eliminate queuing. The array takes advantage of the DASH Apex's compact size to allow samples to be spun as soon as they arrive.

Safe and Durable

Enjoy years of worry-free operation with the DASH Apex's brushless motor and rugged, reinforced carbon fiber components. Enhance lab safety with imbalance protection and a clear, shatterproof lid, which locks until the centrifuge has stopped completely.

A Great Value

Each centrifuge comes ready to run with a horizontal rotor, universal tube holders, and 2-year warranty included in the affordable price.



Tube Capacity	6, 12, or 24 (75-100 mm/3-10 mL)
Applications	STAT chemistry, coag, PPP
Centrifugation	Horizontal (max 4,000 xg/5,500 RPM)
Included	Rotor, tube holders or buckets
Warranty *	2 years (rotor: lifetime warranty)

* *Extended warranty available*



DASH Apex 6



DASH Apex 12



DASH Apex 24

DASH APEX 6, 12, & 24



Free 30-Day Evaluation (U.S. Only)

Part Numbers	DASH Apex 6	DASH Apex 12	DASH Apex 24
Centrifuge	00-076-009-004	00-083-009-003	00-084-009-005
Replacement 75-100 mm tube holder/Bucket	03-1-0007-0046	03-1-0007-0046	02-004-0-0012
Adapters, 0.5 to 1 mL	7713068 (1 qty)	7713068 (1 qty)	7713068 (1 qty)
Adapters, 1.5 to 2 mL	7713065 (1 qty)	7713065 (1 qty)	7713065 (1 qty)
1 yr Warranty Extension	03-0-0007-0003	03-0-0007-0003	03-0-0007-0003
2 yr Warranty Extension	03-0-0007-0004	03-0-0007-0004	03-0-0007-0004
3 yr Warranty Extension	03-0-0007-0005	03-0-0007-0005	03-0-0007-0005
* Custom Settings	00-100-100-101	00-100-100-101	00-100-100-101

* Add this part number to your centrifuge order to have your custom validated cycles pre-programmed at the factory

Factory Settings	DASH Apex 6			DASH Apex 12			DASH Apex 24		
	RPM	Time	G-Force	RPM	Time	G-Force	RPM	Time	G-Force
3 min (5 min for 24)	5,300	3	4,000	5,200	3	4,000	4,200	5	3,000
5 min (6 min for 24)	5,300	5	4,000	5,200	5	4,000	4,200	6	3,000
Custom	3,800	7	2,000	3,600	7	2,000	3,500	7	2,000

Specifications	DASH Apex 6	DASH Apex 12	DASH Apex 24
Sound level	61 dBA	61 dBA	64 dBA
Dimensions (W x D x H)	11 x 13.5 x 8 in 28 x 34 x 20 cm	13 x 15 x 9 in 33 x 38 x 23 cm	14.5 x 17 x 9 in 37 x 43 x 23 cm
Weight	12 lbs (5.4 kg)	34 lbs (15 kg)	39 lbs (17 kg)
Power	95 to 253 VAC – 50/60 Hz		

FDA LISTED



RoHS
Compliant



ISO13485
certified

HORIZON

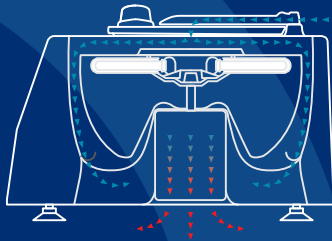
Digital Display Routine Centrifuges

Simplify and standardize work flows, training, warranty, and service.

HORIZON Flex routine centrifuges provide high-throughput horizontal centrifugation in minimal space. Set and store up to 10 custom settings using the digital display.

Cool Operations

Unique design of the motor housing and rotation chamber allows for cool operation even under the heaviest workloads



2-Stage Horizontal Rotor

Our patented swing-out horizontal rotor design incorporates a unique test tube holder that produces the ideal horizontally separated samples

Loading Angle



Rotation Angle



FEATURES

Tube Sizes: 3 mL to 10 mL; up to 17 mm x 100 mm

LED Lid Lighting: Patented lid lighting indicates the centrifuge's status (off when ready, on when running, and flashing when done)

Quiet Operation with Low Vibration: Double-encased motor assures quiet performance and low out-of-balance vibration

Cool Operation: Unique air-flow design cools the rotor chamber and motor with ambient air; protecting your samples and maximizing sample integrity

Horizontal Centrifugation: Horizontal rotors provide better sample separation and more secure gel barrier for improved performance under transport.

Two Year Warranty: Every Drucker centrifuge is protected by a comprehensive two year warranty.

SAFETY

Regulatory Approvals: Certified to United States and Canadian Safety standards

Reinforced Side Walls: Glass fiber reinforced nylon and high-impact polycarbonate provide dual layers of protection

HORIZON

HORIZON 6, 12, & 24 FLEX PROGRAMMABLE ROUTINE CENTRIFUGES

Satisfy the most diverse processing requirements with HORIZON Flex routine centrifuges. Customize settings and check every detail on the digital display, or pre-program up to 10 cycles.



Easy to Use

The fully digital display makes it easy to customize cycle parameters on the fly, or set and select one of the 10 programmable cycles. Spin 75-100 mm (3-10 mL) tubes without switching tube holders or adding cushions.

Easy to Monitor

Process samples more efficiently with HORIZON's LED lid lighting: off when the centrifuge is ready to load, on when running, and flashing at the end of cycle. Once the unit is started, the display shows remaining spin time.

Built to Last

No routine maintenance. Brushless motor, engineered composite components.

Engineered for Safety

Protect your lab with imbalance detection and a shatterproof lid which can only be opened when the rotor is stopped, even if the unit loses power.

A Great Value

Unbeatable quality for any budget. Each HORIZON centrifuge is ready to run with horizontal rotor, universal tube holders, and 2-year warranty included in the affordable price.

Tube Capacity	6, 12, or 24 (75-100 mm/3-10 mL)
Applications	Chemistry, Coag, PPP, PRP, Urine
Centrifugation	Horizontal (max 2,000 xg/3,800 RPM)
Included	Rotor, buckets and tube holders
Warranty *	2 years (rotor: lifetime warranty)

* *Extended warranty available*



HORIZON 6 Flex



HORIZON 12 Flex



HORIZON 24 Flex

HORIZON 6, 12, & 24 FLEX



Free 30-Day Evaluation (U.S. Only)

Part Numbers	HORIZON 6 Flex	HORIZON 12 Flex	HORIZON 24 Flex
Centrifuge	00-376-009-000	00-383-009-000	00-384-009-000
Replacement 75-100 mm tube holder/Bucket	7713079 (1 qty)	7713079 (1 qty)	7713023 (1 qty)
50 mL tube holder			7713037
Cap			7713035
SmartView Platform	00-079-009-001		
1 yr Warranty Extension	03-0-0007-0001	03-0-0007-0001	03-0-0007-0001
2 yr Warranty Extension	03-0-0007-0002	03-0-0007-0002	03-0-0007-0002
3 yr Warranty Extension	03-0-0007-0006	03-0-0007-0006	03-0-0007-0006
Custom Settings *	00-100-100-101	00-100-100-101	00-100-100-101

* Add this part number to your centrifuge order to have your custom validated cycles pre-programmed at the factory

Specifications	HORIZON 6 Flex	HORIZON 12 Flex	HORIZON 24 Flex
Sound Level	64 dBA	56 dBA	59 dBA
Max G-Force/Speed	2,000 xg @ 3,800 RPM	2,000 xg @ 3,700 RPM	2,000 xg @ 3,400 RPM
Dimensions (W x D x H)	12 x 14 x 9 in 30 x 36 x 23 cm	13 x 15 x 9 in 33 x 38 x 23 cm	15 x 17 x 9 in 38 x 43 x 23 cm
Weight	12 lbs (5.4 kg)	30 lbs (13.7 kg)	39 lbs (17.7 kg)
Power	95 to 253 V – 50/60 Hz		

FDA LISTED



RoHS
Compliant



ISO13485
certified

HORIZON

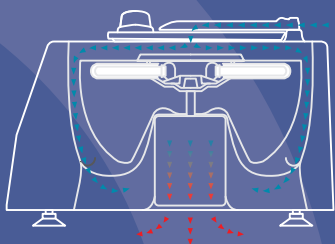
Set & Lock Routine Centrifuges

Ultra-small footprint for point of care horizontal centrifugation.

Our set-and-lock centrifuges offer horizontal processing for up to 6 tubes. With a range of power levels and cycle setting options, these units are powerful and versatile.

Cool Operations

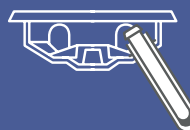
Unique design of the motor housing and rotation chamber allows for cool operation even under the heaviest workloads



2-Stage Horizontal Rotor Included

Our patented swing-out horizontal rotor design incorporates a unique test tube holder that produces the ideal horizontally separated samples

Loading Angle



Rotation Angle



FEATURES

Tube Sizes: 0.5 mL to 15 mL; up to 17 mm x 125 mm

Brushless Motor: Smooth operation with no routine maintenance

Quiet Operation with Low Vibration: Double-encased motor assures quiet performance and low out-of-balance vibration

Cool Operation: Unique air-flow design cools the rotor chamber and motor with ambient air; protecting your samples and maximizing sample integrity

Two Year Warranty: Every Drucker centrifuge is protected by a comprehensive two year warranty.

SAFETY

Regulatory Approvals: Certified to United States and Canadian safety standards

Reinforced Side Walls: Glass fiber reinforced nylon and high-impact polycarbonate provide dual layers of protection

HORIZON

HORIZON 6, 12, & 24 SET & LOCK ROUTINE CENTRIFUGES



Minimize error, reduce training time, and deliver the best patient outcome with HORIZON. Set and lock your validated cycles to prevent accidental changes. Further reduce potential errors with the option to lock to a single cycle.

Easy to Use

Use the simple, two-button interface to select a preset, or program and record your validated settings on the included label. Process 75-100 mm (3-10 mL) tubes in the same holder without cushions.

Easy to Monitor

Process samples more efficiently with HORIZON's LED lid lighting: off when the centrifuge is ready to load, on when running, and flashing at the end of cycle.

Built to Last

No routine maintenance. Brushless motor, engineered composite components.

Engineered for Safety

Protect your lab with imbalance detection and a shatterproof lid which can only be opened when the rotor is stopped, even if the unit loses power.

A Great Value

Unbeatable quality for any budget. Each HORIZON centrifuge is ready to run with horizontal rotor, universal tube holders, and 2-year warranty included in the affordable price.

Tube Capacity	6, 12, or 24 (75-100 mm/3-10 mL)
Applications	Chemistry, Coag, PPP, PRP, Urine
Centrifugation	Horizontal (max 2,000 xg/3,800 RPM)
Included	Rotor, buckets and tube holders, cycle label
Warranty *	2 years (rotor: lifetime warranty)

* *Extended warranty available*



HORIZON 6



HORIZON 12



HORIZON 24

HORIZON 6, 12, & 24



Free 30-Day Evaluation (U.S. Only)

Part Numbers	HORIZON 6	HORIZON 12	HORIZON 24
Centrifuge	00-276-009-000	00-283-009-000	00-284-009-000
Replacement 75-100 mm tube holder/Bucket	7713079 (1 qty)	7713079 (1 qty)	7713023 (1 qty)
50 mL tube holder			7713037
Cap			7713035
SmartView Platform	00-079-009-001		
1 yr Warranty Extension	03-0-0007-0001	03-0-0007-0001	03-0-0007-0001
2 yr Warranty Extension	03-0-0007-0002	03-0-0007-0002	03-0-0007-0002
3 yr Warranty Extension	03-0-0007-0006	03-0-0007-0006	03-0-0007-0006
* Custom Settings	00-100-100-101	00-100-100-101	00-100-100-101

* Add this part number to your centrifuge order to have your custom validated cycles pre-programmed at the factory

Standard Preset Cycles		HORIZON 6	HORIZON 12	HORIZON 24
1 (Chemistry)	10 min @ 1,800 xg	3,600 RPM	3,500 RPM	3,300 RPM
2 (Coag, PPP)	15 min @ 1,500 xg	3,300 RPM	3,200 RPM	3,000 RPM
3 (PRP, Urine)	5 min @ 500 xg	1,900 RPM	1,800 RPM	1,700 RPM

Specifications		HORIZON 6	HORIZON 12	HORIZON 24
Sound level		64 dBA	56 dBA	59 dBA
Dimensions (W x D x H)		12 x 14 x 9 in 30 x 36 x 23 cm	13 x 15 x 9 in 33 x 38 x 23 cm	15 x 17 x 9 in 38 x 43 x 23 cm
Weight		12 lbs (5.4 kg)	30 lbs (13.7 kg)	39 lbs (17 kg)
Power		95 to 253 V – 50/60 Hz		

FDA LISTED




RoHS
Compliant



ISO13485
certified

DRUCKER MODEL 642E *SINGLE-SPEED ELECTRONIC CENTRIFUGE*



The 642E is the **world's best-selling clinical laboratory centrifuge**. Easy two-button operation ensures repeatability and standardization, while advanced design delivers high-quality blood separation every time. Its preset speed and runtime make the 642E the ideal choice for consistency in doctor's offices, patient service centers, and outreach locations.

Easy to Use

Spin samples with the press of just one button. The 642E processes 75-100 mm (3-10 mL) tubes for chemistry, coag, and PPP.

Simple Settings

The 642E features a preset runtime of 10 minutes at 1,600 xg for all common chemistry needs.

Built to Last

No routine maintenance. The brushless motor and unique convection-based cooling system ensure years of high-quality separations.

Engineered for Safety

Protect your lab with the clear, shatterproof lid, which locks until the centrifuge has stopped completely.

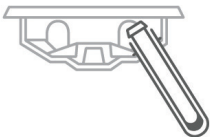
A Great Value

Get the world's #1 clinical laboratory centrifuge at a price that fits any budget. The unit arrives ready for use with the horizontal rotor, tube holders, and 2-year warranty included in the affordable price.

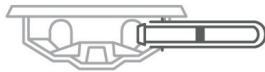
2-Stage Horizontal Rotor

Our patented swing-out horizontal rotor design incorporates a unique test tube holder that produces the ideal horizontally separated samples.

Loading Angle



Rotation Angle

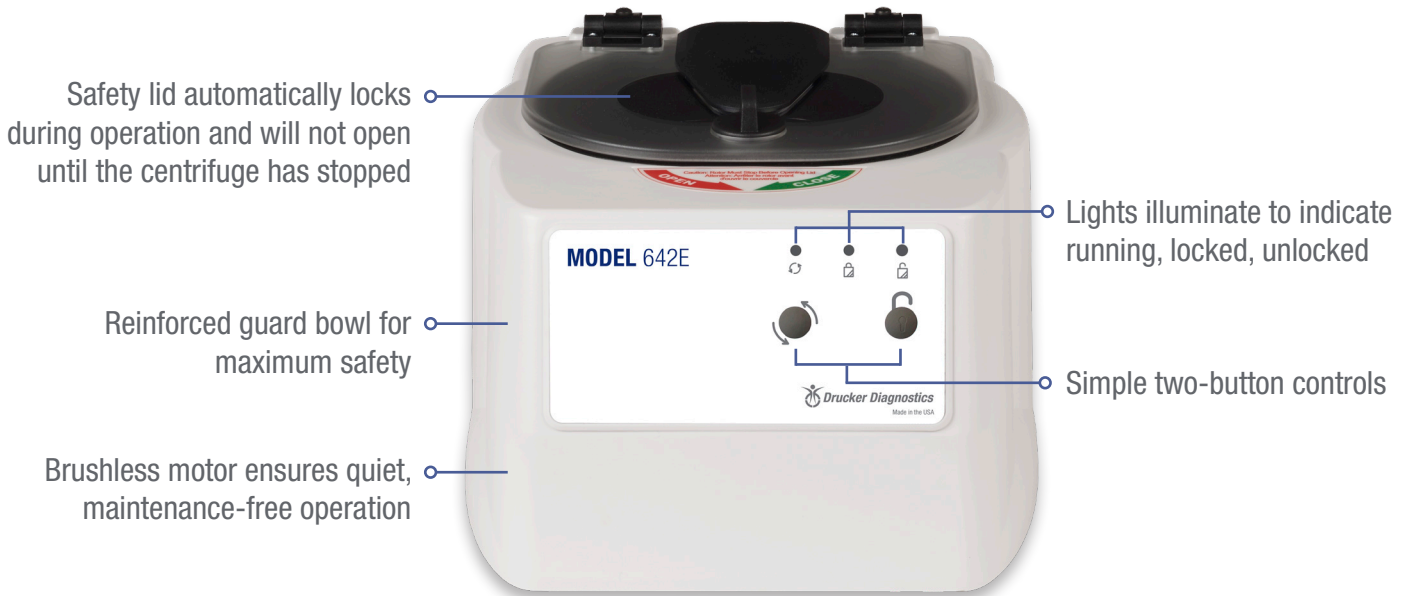


Tubes	Applications	Centrifugation	Included	Warranty
<p>6 75 & 100 mm 3-10 mL</p>	<p>Chemistry, Coag, PPP</p>	<p>Horizontal 1,600 xg Max RCF 3,400 Max RPM</p>	<p>Rotor Tube Holders</p>	<p>2 years Rotor: lifetime warranty Extended warranty available</p>

DRUCKER MODEL 642E

Part Numbers	642E
Centrifuge	00-018-009-001
75-100 mm tube holder	7713079 (1 qty)
SmartView Platform	00-079-009-001
1 yr Warranty Extension	03-0-0007-0001
2 yr Warranty Extension	03-0-0007-0002
3 yr Warranty Extension	03-0-0007-0006

Specifications	642E
Sound level	64 dBA
Dimensions	11.75 x 14 x 8.75 in 30 x 35.5 x 22 cm
Weight	11 lbs (5 kg)
Max Acceleration	10 seconds
Max Deceleration	20 seconds
Power	115 V – 50/60 Hz



OTHER DRUCKER MODELS



642M

For mobile centrifugation
For use with 12V outlet



HORIZON 6

3 preset cycles, available for 6, 12, 24 tubes
For blood and urine



SampleSafe™ Lockbox

24-hour sample protection
Top load and front load models


FDA LISTED



RoHS
Compliant



ISO13485
certified



DRUCKER MODEL 642B *HORIZONTAL SINGLE-SPEED CENTRIFUGE*

Produce high-quality sample separations at our most affordable price. The 642B's simple, single-speed settings and adjustable mechanical timer meet a variety of blood specimen preparation needs. The unique rotor design allows for horizontal processing with minimal maintenance and no hassle.

A Great Value

Unbeatable quality for any budget. Each unit arrives ready to run with a rotor, tube holders, and 2-year warranty included in the affordable price.

Easy to Use

The 642B offers powerful single-speed processing with an easily adjustable mechanical timer. Set to run at a constant 1,600 xg, the 642B allows selection of cycle time from 1 to 30 minutes.

Cool Operation

Unique design of the motor housing and rotation chamber keeps specimens cool during processing.

Built to Last

Reinforced components and brushless motor provide years of maintenance-free operation. The clear, shatterproof lid enhances lab safety.

For Better Repeatability

When consistency is key, please consider the single-speed, electronic **642E**. The 642E is the world's best-selling clinical laboratory centrifuge and features a simple, two-button interface and preset runtime for all common chemistry needs.

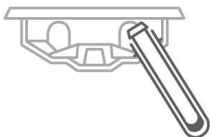


Model 642E

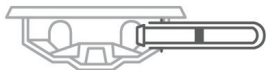
2-Stage Horizontal Rotor

Our patented swing-out horizontal rotor design incorporates a unique test tube holder that produces the ideal horizontally separated samples.

Loading Angle



Rotation Angle




Tubes	Applications	Centrifugation	Included	Warranty
6 75-100 mm 0.5-10 mL	Chemistry, Coag, PPP	Horizontal 1,600 xg Max RCF 3,400 Max RPM	Rotor, Buckets, Tube Holders	2 years Rotor: lifetime warranty Extended warranty available

DRUCKER MODEL 642B

Part Numbers	642B
Centrifuge	00-016-009-001
75-100 mm tube holder	7713079 (1 qty)
SmartView Platform	00-079-009-001
1 yr Warranty Extension	03-0-0007-0001
2 yr Warranty Extension	03-0-0007-0002
3 yr Warranty Extension	03-0-0007-0006

Specifications	642B
Sound level	65 dBA
Dimensions	11.75 x 14 x 8.75 in 30 x 35.5 x 22 cm
Weight	11 lbs (5 kg)
Max Acceleration	10 seconds
Max Deceleration	80 seconds
Power	115 V – 50/60 Hz



OTHER DRUCKER MODELS



642E

World's #1 clinical lab centrifuge
For blood



HORIZON

3 preset cycles, available for 6, 12, 24 tubes
For blood and urine



HORIZON Flex

Digital display, available for 6, 12, 24 tubes
10 cycles, for blood and urine

FDA LISTED



RoHS
Compliant



ISO13485
certified

HORIZON

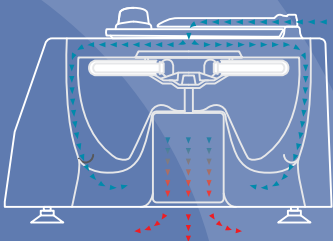
Mobile Centrifuges

Mobile centrifugation for horizontal processing on-the-go.

Our mobile centrifuge is the choice for traveling nurses. Compatible with a vehicle's 12V electrical supply, this unit provides error-free horizontal centrifugation, even on the road.

Cool Operations

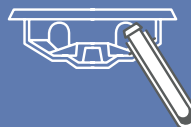
Unique design of the motor housing and rotation chamber allows for cool operation even under the heaviest workloads



Horizontal Rotor Included

Our patented swing-out horizontal rotor design incorporates a unique test tube holder that produces the ideal horizontally separated samples

Loading Angle



Rotation Angle



FEATURES

Factory Set Electronic Timer: Preset to 10 minutes, preset can be adjusted from 1 - 30 minutes

Capacity: Up to six (6) 17 mm x 100 mm tubes

12 Volt DC Motor: Smooth operation with no routine maintenance

Quiet Operation with Low Vibration: Double-encased motor assures quiet performance and low out-of-balance vibration

Cool Operation: Unique air-flow design cools the rotor chamber and motor with ambient air; protecting your samples and maximizing sample integrity

6 Foot Cord: Easily reaches the rear of a vehicle

SAFETY

Regulatory Approvals: Certified to United States and Canadian safety standards

Reinforced Side Walls: Glass fiber reinforced nylon and high-impact polycarbonate provide dual layers of protection

DRUCKER MODEL 642M 12V DC MOBILE CENTRIFUGE



The 642M facilitates efficient routes and longer range for mobile phlebotomists by providing centrifugation in the vehicle. Spin specimens within two hours of draw and run the most convenient route without the need to return to the central lab. Powered directly from a vehicle's 12V electrical supply, the 642M provides horizontal centrifugation for high quality gel tube separation and two-button operation for maximum repeatability.

Easy to Use

The simple interface runs the preset cycle (10 minutes at 3,400 RPM/1,600 xg) at the touch of a button. Runtime can be adjusted from 1 to 30 minutes.

Designed for Mobile Centrifugation

With in-vehicle centrifugation, phlebotomists are free to plan a day-long route without returning to the lab. This affordable device can greatly increase range of service and productivity without sacrificing specimen quality or patient outcome.

Built to Last

No routine maintenance. The brushless motor and unique convection-based cooling system ensure years of high-quality separations.

Engineered for Safety

Ensure maximum safety with the clear, shatterproof lid, which locks until the centrifuge has stopped completely.

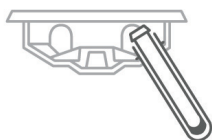
A Great Value

Each unit arrives ready to run with horizontal rotor, universal tube holders, and 2-year warranty included in the affordable price.

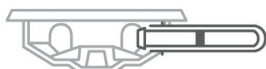
2-Stage Horizontal Rotor

Our patented swing-out rotor design incorporates a unique test tube holder that produces horizontally separated samples, ideal for transportation.

Loading Angle



Rotation Angle




Tubes	Applications	Centrifugation	Included	Warranty
6 75-100 mm (3-10 mL)	Chemistry, Coag, PPP	Horizontal 1,600 xg Max RCF 3,400 Max RPM	Rotor Tube Holders	2 years Rotor: lifetime warranty Extended warranty available

DRUCKER MODEL 642M

Part Numbers	642M
Centrifuge	00-077-009-000
75-100 mm tube holder	7713079 (1 qty)
SmartView Platform	00-079-009-001
1 yr Warranty Extension	03-0-0007-0001
2 yr Warranty Extension	03-0-0007-0002
3 yr Warranty Extension	03-0-0007-0006

Specifications	642M
Sound level	65 dBA
Dimensions	11.75 x 14 x 8.75 in 30 x 35.5 x 22 cm
Weight	12 lbs (5.4 kg)
Max Acceleration	10 seconds
Max Deceleration	20 seconds
Power	12V



Safety lid automatically locks during operation and will not open until the centrifuge has stopped

Reinforced guard bowl for maximum safety

12V DC cord for use in vehicles

LED lights illuminate to indicate running, locked, unlocked

Simple two-button operation

Further protect specimens on the road with Drucker SampleSafe™ Lockboxes



Top Load Lockbox

Front Load Lockbox

Extreme temperatures can render specimens unusable in as little as 15 minutes, which poses a unique problem for mobile phlebotomists. The Drucker SampleSafe™ offers a solution. Even when stored in hot or cold vehicles, the SampleSafe preserves specimen integrity for up to 24 hours and allows you to reach even more patients.

SampleSafe™ Top Load Lockbox: P/N 00-071-009-000

SampleSafe™ Front Load Lockbox: P/N 00-078-009-000

FDA LISTED

RoHS
Compliant



ISO13485
certified

HORIZON

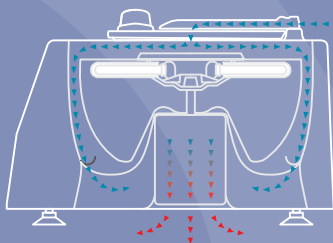
Fixed-Angle Centrifuges

Fixed-angle centrifugation for PRP, urine, or point of care analysis.

Our line of fixed-angle centrifuges provides sample separation for specimens that will not need to travel before analysis.

Cool Operations

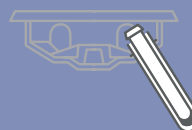
Unique design of the motor housing and rotation chamber allows for cool operation even under the heaviest workloads



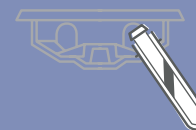
Fixed-Angle Rotor Included

Used for spinning 75 mm, 100 mm, and 125 mm test tubes in specially designed tube holders

Loading Angle



Rotation Angle



FEATURES

Tube Sizes: 0.5 mL to 15 mL; up to 17 mm x 125 mm

Brushless AC Motor: Smooth operation with no routine maintenance

Quiet Operation with Low Vibration: Double-encased motor assures quiet performance and low out-of-balance vibration

Cool Operation: Unique air-flow design cools the rotor chamber and motor with ambient air; protecting your samples and maximizing sample integrity

Two Year Warranty: Every Drucker centrifuge is protected by a comprehensive two year warranty

SAFETY

Regulatory Approvals: Certified to United States and Canadian safety standards

Reinforced Side Walls: Glass fiber reinforced nylon and high-impact polycarbonate provide dual layers of protection

HORIZON

HORIZON 6 FLEX FA, HORIZON 6 FA FIXED ANGLE ROUTINE CENTRIFUGES



Spin 125 mm tubes and meet fixed angle processing needs for PRP, urine, and more with HORIZON. Choose the HORIZON 6 Flex FA for its digital display and 10 programmable cycles. Select the HORIZON 6 FA to set and lock your validated settings for maximum standardization.

Easy to Use

Program and recall 10 cycles on the HORIZON 6 Flex FA through the digital display. Set and lock your three preferred cycles on the HORIZON 6 FA through the simple two-button controls. Both spin 75-100 mm (3-10 mL) tubes in the same holder without cushions, or 125 mm (15 mL) tubes in the included additional tube holders.

Easy to Monitor

Process samples more efficiently with HORIZON's LED lid lighting: off when the centrifuge is ready to load, on when running, and flashing at the end of cycle.

Built to Last

No routine maintenance. Brushless motor, engineered composite components.

Engineered for Safety

Protect your lab with imbalance detection and a shatterproof lid which can only be opened when the rotor is stopped, even if the unit loses power.

A Great Value

Unbeatable quality for any budget. Each HORIZON centrifuge is ready to run with fixed angle rotor, universal 75-100 mm (3-10 mL) tube holders, 125 mm (15 mL) tube holders, and 2-year warranty included in the affordable price.



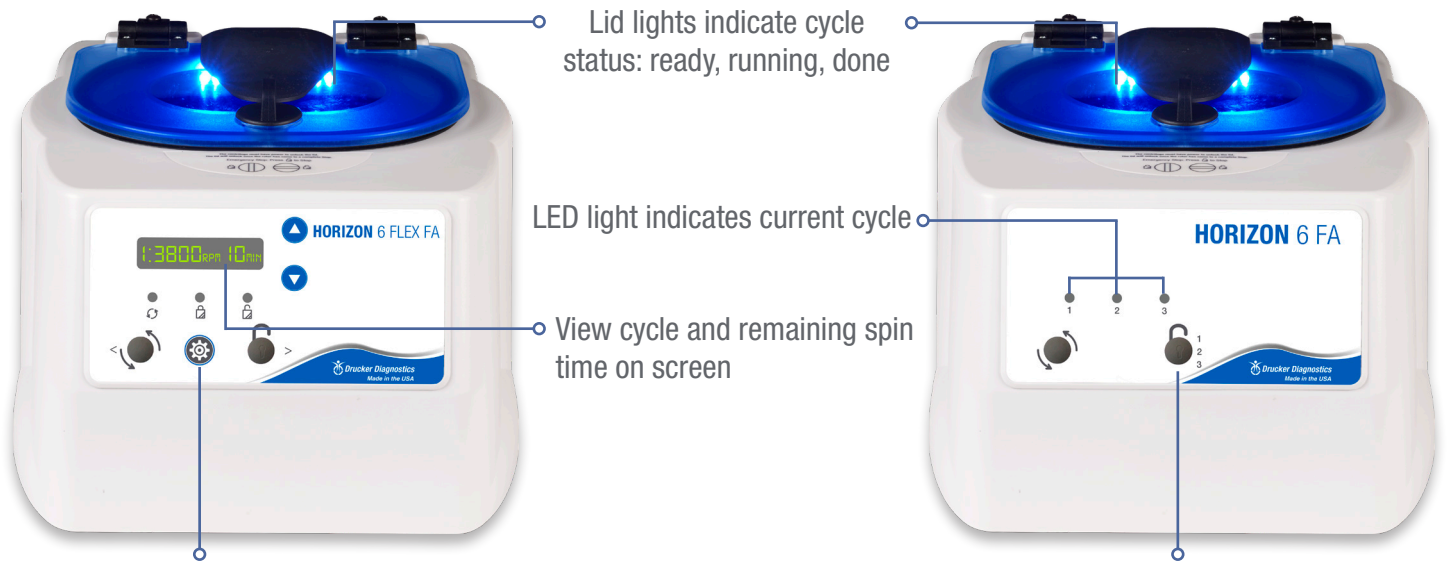
Tube Capacity	6 (75, 100, or 125 mm/3-15 mL)
Applications	PRP, Chemistry, PPP, Coag, Urine
Centrifugation	Fixed Angle (max 1,850 xg/3,900 RPM)
Included	Rotor, tube holders
Warranty *	2 years (rotor: lifetime warranty)

* *Extended warranty available*

Choose the HORIZON 6 Flex FA for flexibility & cycle display.
Choose the HORIZON 6 FA for simplicity.

Sound Level:	64 dBA
Dimensions (W x D x H):	12 x 14 x 9 in (30 x 36 x 23 cm)
Weight:	12 lbs (5.4 kg)
Power:	95 to 253 V - 50/60 Hz

HORIZON 6 FLEX FA, HORIZON 6 FA



Lid lights indicate cycle status: ready, running, done

LED light indicates current cycle
View cycle and remaining spin time on screen

Program your validated cycle, and give your cycle a custom name

Store up to 10 programs, or use default presets for chemistry, coag, and urine*

Select preset cycle: chemistry, coag, urine*
Settings may be locked to a single cycle or customized at the lab

** presets based on CLSI guidelines and tube manufacturer IFU*

Free 30-Day Evaluation (U.S. Only)

Part Numbers	HORIZON 6 Flex FA	HORIZON 6 FA
Centrifuge	00-376-009-001	00-276-009-001
Replacement 75-100 mm tube holder/bucket	7713079 (1 qty)	7713079 (1 qty)
Replacement 125 mm orange tube holder/bucket	7713044 (1 qty)	7713044 (1 qty)
SmartView Platform	00-079-009-001	00-079-009-001
1 yr Warranty Extension	03-0-0007-0001	03-0-0007-0001
2 yr Warranty Extension	03-0-0007-0002	03-0-0007-0002
3 yr Warranty Extension	03-0-0007-0006	03-0-0007-0006
Custom Settings *	00-100-100-101	00-100-100-101

* Add this part number to your centrifuge order to have your custom validated cycles pre-programmed at the factory

Standard Preset Cycles		With Blue Tube Holder (75-100 mm/3-10 mL tubes)	With Orange Tube Holder (125 mm/15 mL tubes)
1 (Chemistry)	10 min @ 3900 RPM	1600 xg	1850 xg
2 (Coag, PPP)	15 min @ 3800 RPM	1500 xg	N/A
3 (PRP, Urine)	5 min @ 2200 RPM	500 xg	600 xg


FDA LISTED



RoHS
Compliant



ISO13485
certified



DRUCKER MODEL 614B *FIXED ANGLE SINGLE-SPEED CENTRIFUGE*

With a single g-force setting and adjustable mechanical timer, the 614B provides runtime flexibility and fixed angle processing at an affordable price. Use anywhere specimens are analyzed on site.

A Great Value

Each centrifuge arrives ready to run with fixed angle rotor, tube holders, and 2-year warranty included in the affordable price.

Easy to Use

Set right every time, no need to select from a variety of complicated options. The 614B offers a single g-force setting of 1,100 xg and an easily adjustable mechanical dial with runtimes from 1 to 30 minutes.

Cool Operation

Unique design of the motor housing and rotation chamber keeps specimens cool during processing.

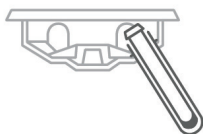
Built to Last

Enjoy years of maintenance-free operation with the 614B's reinforced components and brushless motor.

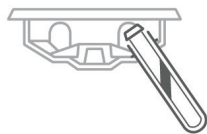
Fixed-Angle Rotor Included

Used for spinning 75 mm, 100 mm, and 125 mm tubes in specially designed tube holders.

Loading Angle



Rotation Angle



Fixed Angle vs Horizontal Centrifugation


Fixed-angle centrifuges produce gel layers that may be susceptible to rupture during transport. These damaged samples must be re-centrifuged – a process the CLSI does not recommend due to its known negative effects on analytical results. For better gel layer formation, especially for tubes that will be transported, please consider horizontal centrifugation with the **Model 642E** or **HORIZON** series.

Tubes	Applications	Centrifugation	Included	Warranty
<p>6 75-100, 125 mm 0.5-15 mL</p>	<p>Chemistry Coag</p>	<p>Fixed Angle 1,100 xg Max RCF 3,250 Max RPM</p>	<p>Rotor, Buckets, Tube Holders</p>	<p>2 years Rotor: lifetime warranty Extended warranty available</p>

DRUCKER MODEL 614B

Part Numbers	614B
Centrifuge	00-004-009-001
75-100 mm tube holder	7713079 (1 qty)
125 mm tube holder	7713032 (1 qty)
SmartView Platform	00-079-009-001
1 yr Warranty Extension	03-0-0007-0001
2 yr Warranty Extension	03-0-0007-0002
3 yr Warranty Extension	03-0-0007-0006

Specifications	614B
Sound level	55 dBA
Dimensions	11.75 x 14 x 8.75 in 30 x 35.5 x 22 cm
Weight	11 lbs (5 kg)
Max Acceleration	30 seconds
Max Deceleration	40 seconds
Power	115 V – 50/60 Hz



Reinforced guard bowl for maximum safety

Brushless motor ensures quiet, maintenance-free operation

Safely observe samples through the clear, shatterproof lid

Easily adjustable mechanical timer can be set from 1 to 30 minutes

OTHER DRUCKER MODELS



642E

World's #1 clinical lab centrifuge
For blood



HORIZON 6 FA

3 preset cycles, 6 tube capacity
For blood and urine



HORIZON 6 Flex FA

Digital display, 10 cycles, 6 tube capacity
For blood and urine

FDA LISTED



RoHS
Compliant



ISO13485
certified

SERO 12

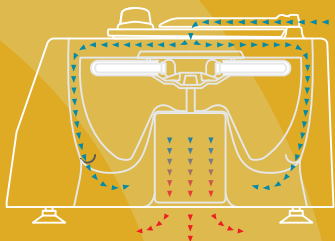
Blood Banking Centrifuge

High-quality blood grouping, typing, cross matching, and more.

Based on the world's most popular blood banking centrifuge and using the same rotors, the SERO 12 ensures samples are efficiently processed without interrupting workflow.

Cool Operations

Unique design of the motor housing and rotation chamber allows for cool operation even under the heaviest workloads



Rotor Compatibility

Transition to a new centrifuge without interrupting workflow. The SERO 12 is compatible with all rotors from the world's most popular blood banking centrifuge.

FEATURES

Tube Sizes: Up to 100 mm with additional rotor

Brushless Motor: Smooth operation with no routine maintenance

Quiet Operation with Low Vibration: Double-encased motor assures quiet performance and low out-of-balance vibration

Cool Operation: Unique air-flow design cools the rotor chamber and motor with ambient air; protecting your samples and maximizing sample integrity

Two Year Warranty: Every Drucker centrifuge is protected by a comprehensive two year warranty.

SAFETY

Regulatory Approvals: Certified to United States and Canadian safety standards

Reinforced Side Walls: Glass fiber reinforced nylon and high-impact polycarbonate provide dual layers of protection

DRUCKER SERO 12 BLOOD BANKING CENTRIFUGE

The SERO 12 is carefully designed to facilitate high-quality blood grouping, typing, cross matching, and other cell-washing procedures for a wide range of tube sizes. Based on the world's most popular blood banking centrifuge and using the same rotors, the SERO 12 ensures samples are efficiently processed, with no individual handling necessary.



Easy to Use

The fully digital display makes it easy to customize cycle parameters in 5 or 15 second increments. Save up to 10 cycles, enabling easy spinning and simplifying validation. Spin 6 capped or 12 uncapped 13 x 75 mm blood tubes with minimal handling (up to 16 x 100 mm tubes with additional rotor). Tube positions are numbered for quick identification.

Easy to Monitor

See cycle status at a glance with the SERO 12's LED lid lighting (patent pending). Bright lights indicate when the centrifuge is ready to load (off), running (on), or done (flashing). Lights continue flashing until the lid is opened.

No Individual Handling

Tubes can be batch filled, centrifuged, transported, incubated, and emptied using the interchangeable heads that also function as holders.

Safe and Durable

Enhance lab safety with imbalance protection and a shatterproof lid, which locks until the rotor has stopped completely. The brushless motor and reinforced carbon fiber components ensure years of operation with no routine maintenance.

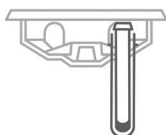
A Great Value

Unbeatable quality for any budget. The SERO 12 is ready to run with a 2-stage swing-out rotor and 2-year warranty included in the affordable price.

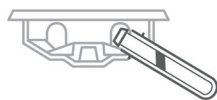
2-Stage Swing-Out Rotor

The rotor swings out to an angle of 45° and assumes a vertical position when the centrifuge is at rest.

Loading Angle



Rotation Angle



Tubes	Applications	Centrifugation	Included	Warranty
6 capped or 12 uncapped (75-100* mm)	Cell Washing Blood Grouping & Typing Cross Matching	2-Stage Horizontal 1,040 xg Max RCF 3,600 Max RPM	Rotor	2 years Extended warranty available

* additional rotor required

DRUCKER SERO 12



Display shows remaining time
Verify cycle parameters

Lid lights indicate cycle status: ready, running, done

Airflow cooling maintains temperature during processing

10 programmable settings for custom runtime, RPM, and g-force



Rotor Compatibility

Transition to a new centrifuge without interrupting workflow. The SERO 12 is compatible with all rotors from the world's most popular blood banking centrifuge.

Free 30-Day Evaluation (U.S. Only)

Specifications	
Sound level	61 dBA
Dimensions (W x D x H)	13 x 15 x 9 in (33 x 38 x 23 cm)
Weight	27 lbs (12.3 kg)
Maximum Speed	3600 RPM
Maximum RCF	1040 xg
Voltage	115 VAC (± 10%)
Frequency	50/60 Hz

FDA LISTED



RoHS
Compliant



ISO13485
certified

SampleSafe

Specimen Protection Lockboxes

Specimen Protection

Extend sample viability up to 16x beyond the leading metal lockbox in hot or cold. SampleSafe can pay for itself in just one day of extreme temperatures.

Time to Overheat without Cold Pack

100°F (38°C) Outside Temperature



SampleSafe™ Lockbox

Time to Freezing SampleSafe vs. Steel

15°F (-9°C) Outside Temperature



Insulated Steel Box



SampleSafe™ Lockbox

Time to Overheat with Cold Pack

100°F (38°C) Outside Temperature



SampleSafe™ Lockbox

Heat and cold can both render specimens unusable.

In 100°F (38°C) weather, heat exposure can damage the tube's gel separation barrier and cause proteins to precipitate from the plasma. At 15°F (-9°C), specimens can freeze and hemolyze even if stored in an insulated steel lockbox.

If a lab processes at least six samples per day, one day of extreme temperatures without the SampleSafe lockbox could ruin all six samples, at a cost of up to \$350 in re-draws. With a SampleSafe protecting the specimens, no re-draws are required - a \$350 savings, more than double the retail price of the lockbox.



Reference
Labs



Vaccine
Transport



Hospital
Transport



Organ & Tissue
Transport



Traveling
Nurses



General
Purpose




SampleSafe



Top-Load Lockbox

CATALOG NUMBER 00-071-009-000



OPTIONAL ACCESSORIES

ANTI-THEFT DEVICES		PART NUMBER
	Under Door Bracket Kit	02-004-0-0002
	Anchor Bracket Kit (Use with Cable)	02-004-0-0003
	Anchor Cable (6 Feet)	03-1-0012-0054

FOR ADDITIONAL PERFORMANCE		PART NUMBER
	False Bottom for Cold Pack	03-1-0012-0039
	Cold Pack (6" x 9" x .8")	03-1-0012-0053

SPECIFICATIONS

Height	13.5 in.
Width	12 in.
Depth	12.5 in.
Weight	8.5 lbs.
Internal Volume.....	868 in ³
Warranty	5 years







SampleSafe

Front-Load Lockbox

CATALOG NUMBER 00-078-009-000




OPTIONAL ACCESSORIES

ANTI-THEFT DEVICES		PART NUMBER
	Door Hanging Bracket - 24"	02-004-0-0007
	Door Hanging Bracket - 36"	00-078-109-000
	Under Door Bracket Kit	02-004-0-0002
	Anchor Bracket Kit (Use with Cable)	02-004-0-0003
	Anchor Cable (6 Feet)	03-1-0012-0054
	Wall Mounting Kit (Bracket & Screws)	02-004-0-0009

SPECIFICATIONS

Height	14 in.
Width	15 in.
Depth	8 in.
Weight	11.5 lbs.
Internal Volume	570 in ³
Warranty	3 years

FOR ADDITIONAL PERFORMANCE	PART NUMBER
 Cold Pack (6" x 9" x .8")	03-1-0012-0053

Drucker QBC

Dry Hematology Solutions

Fast, accurate 9-Parameter CBC without the burdens of wet hematology.

QBC dry hematology solutions connect care providers with the information they need to accurately diagnose and treat patients even in the most remote corners of the world.

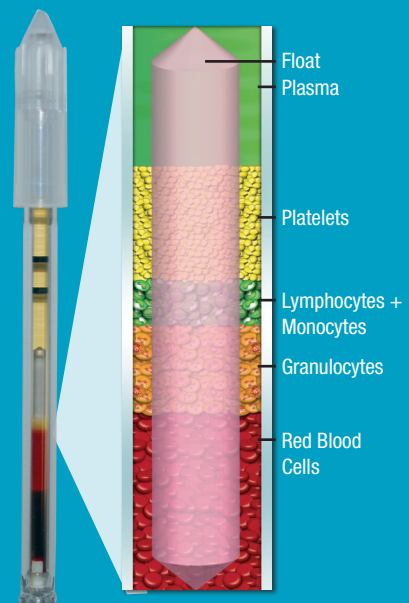
How It Works

QBC's family of dry hematology analyzers use fluorescent imaging analysis of centrifuged QBC tubes to determine hematology parameters of whole blood.

Centrifugation: Under centrifugation, differing densities cause the different components of blood to separate into layers within the tube. These layers are seen in the illustration to the right.

The Tubes: High-precision tubes are internally coated with dried reagents, including stains that enable different cellular components of blood to separate into directly measurable layers within the tube after centrifugation. It can be easily filled with just 70 μ L of blood from finger sticks, heel sticks, or venous draws. One tube takes care of sample draw, processing, and analysis, minimizing risk of biohazard exposure.

The tubes contain a precision float, which stretches out the length of packed layers of platelets, lymphocytes and monocytes, and granulocytes to enable accurate measurements of these otherwise very small layers. The density of the float is precisely controlled for the direct measurement of the hemoglobin concentration.



FEATURES

No Liquid Reagents: Dry system allows for maximum shelf life of testing accessories

Complete Sample Containment: No device components are exposed to samples during normal operation, minimizing the risk of contamination

Multiple Sample Collection Options: Samples can be collected by venous draw, heel stick, or capillary source

Fast Results: Results available as quickly as 7 minutes from draw

SAFETY

Regulatory Approvals: US FDA 510(k) cleared, medical device safety standards for CE, US, and Canada

Minimal Fluids Exposure: A single QBC dry hematology tube functions as a blood collection tube and carries blood through processing and analysis, reducing the risk of contamination or exposure



QBC® STAR™ Dry Hematology

SIMPLE, SINGLE BUTTON OPERATION
NO LIQUID REAGENTS
9-PARAMETER 2 PART DIFFERENTIAL CBC
FOR CAPILLARY AND VENOUS BLOOD

Catalog Number 429001

QBC STAR Operating Ranges

PARAMETERS	OPERATING RANGE	PRECISION
Hematocrit (Hct) (%)	15 – 65	2% C.V.
Hemoglobin (Hgb) (g/dL)	5.0 – 20.0	1.9% C.V.
Mean Corpuscular Hemoglobin Concentration (MCHC) (g/dL)	25 - 37.3	N/A
WBC Count (x 10 ⁹ /L)	1.6 – 99.9	6.4% C.V.
Granulocyte (x 10 ⁹ /L)	0.8 – 70	< 3.2 S.D.
Granulocyte % (Gran %)	1 - 99	N/A
Lymphocyte/Monocyte Count (x 10 ⁹ /L)	0.8 – 99.9	< 3.2 S.D.
Lymphocyte and Monocyte % (Lymph/Mono %)	1 - 99	N/A
Platelet Count (x 10 ⁹ /L)	20 – 999	6.0% C.V.

Environmental Specifications

Non-Operating Storage

Temperature.....-20°C - 60°C
Humidity.....5% - 95% (non-condensing relative humidity)

Operating

Temperature.....15°C - 40°C
Humidity.....5% - 95% (non-condensing relative humidity)

For all available accessories, please see page 22.

Included Parts:

- Thermal Printing Paper 429580
- 104-Key Keyboard 429645
- QBC Star Tubes (Box of 20) 429011
- 8GB USB Memory Stick..... 6000-200-149

General Specifications

Dimensions..... W 16" x D 16.3" x H 16.3"
40.6 cm x 41.4 cm x 41.4 cm
Weight 19 lbs. (8.6 kg)
Noise <70 db @ 3 ft
Sample Volume 70 µL
Display LCD, Resolution 160x160
Printout..... 58 mm thermal recorder paper

Electrical Specifications

Voltage Input..... 100 - 240 VAC
Frequency..... 50 - 60 Hz
Current Output 5.21 A (Peak)

Connectivity

USB 3 external ports
Ethernet (Wired)..... RJ45
LIS Integration Possible

Use With

QBC STAR Tube (20 ct)
P/N 429011

QBC STAR Tube (100 ct)
P/N 429625



x 20



x 100

QBC STAR Hematology Accessories

ACCESSORIES	UNIT OF MEASUREMENT	PART NUMBER
Carrying Case (Small)	Each	9000-900-000
Carrying Case (Large)	Each	429627
Patient ID Barcode Scanner	Each	429642
Patient ID Keyboard	Each	429645
USB 8GB Memory Stick	Each	6000-200-149

CONSUMABLES	UNIT OF MEASUREMENT	PART NUMBER
QBC STAR Tubes (Box of 100)	100 STAR Tubes	429625
QBC STAR Tubes (Bag of 20)	20 STAR Tubes	429011
Hematology Controls	6 x Level 1 control vials 6 x Level 2 control vials	424304
Extended Range Controls	2 x Level 1 control vials 2 x Level 2 control vials 2 x Level 3 control vials	424305
1.8 mm Blade Lancets (Box of 100)	100 x 1.8 mm lancets	420000
2.3 mm Blade Lancets (Box of 100)	100 x 2.3 mm lancets	420001
Printer Paper (3/pk)	3 x 25 inch rolls	429580

KITS	UNIT OF MEASUREMENT	PART NUMBER
QBC STAR™ Hematology Analyzer	Thermal printing paper, 104-key keyboard, 8GB USB memory stick, 20 STAR tubes	429000
Patient ID Upgrade Kit	1 keyboard	429640

SERVICE	UNIT OF MEASUREMENT	PART NUMBER
Fuses, 250 V 3.15 A 5x20 mm (5/pk)	5 x 250 V fuses	429581
QBC Line Cord (USA)	Each	421634
QBC Line Cord (U.K.)	Each	421554
QBC Line Cord (Europe)	Each	421551
Replacement External Power Supply	Each	429644