



## Clinical Laboratory: Routine

For routine testing, your laboratory has a variety of needs. Whereas a programmable centrifuge facilitates running custom cycles or conducting studies, sometimes all that is needed is a simple centrifuge with preset cycle settings for blood or urine where the setting is always right.

For some applications, the need to process 50mL tubes mandates the use of a larger benchtop centrifuge. Or, an array of centrifuges might substitute for a floor model and provide the flexibility and continuous flow that comes with multiple units.

Drucker Diagnostics has centrifuges for all your routine needs in 6, 12 and 24 tube capacity.



## Mobile Phlebotomy

Instead of returning to the lab to spin blood tubes, your mobile phlebotomists can centrifuge blood specimens in their car and proceed to their next appointment. Specimen integrity will be maintained all day in the hot or cold car thanks to the SampleSafe™ lockbox.

The phlebotomist's route can now last all day. Not only does this improve productivity, but it allows the hospital lab to offer mobile phlebotomy in a much greater area: doubling the radius of service more than quadruples the area served.

### Standardize Your Routine

For blood and urine; all 75 and 100 mm (3-10 mL) tubes  
No more forgotten tubes; lid light (patent pending) indicates if the centrifuge is ready, running, or done  
Choose from 2 modes of operation: "Set & Lock" or Flex



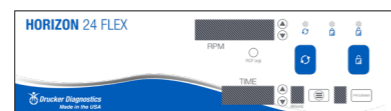
#### HORIZON 6

- Set & Lock cycles for repeatability
- Use your validated cycles or recommended presets
- Use all 3 cycles or restrict to a single cycle for error-free processing
- Label your cycles your way with the included erasable label
- Available in 6, 12, and 24 tube capacities



#### HORIZON 24 Flex

- 24 tube capacity
- Digital display shows remaining spin time
- Easy to program up to 10 custom cycles
- Available in 6, 12, and 24 tube capacities



HORIZON 6 HORIZON 6 Flex HORIZON 12 HORIZON 12 Flex HORIZON 24 HORIZON 24 Flex



#### 642M

- Mobile version of the world's best selling centrifuge
- 12VDC plugs into any vehicle
- Simple operation
- 2 year warranty



#### SampleSafe™ Lockbox

- Keeps specimens at temperature all day
- Retractable carrying handle
- Light weight facilitates carrying from car to lab
- 5 year warranty



Sample Handling Solutions  
for **Hospitals**



druckerdiagnostics.com  
sales@druckerdiagnostics.com

+1-866-265-1486 (U.S. only)  
+1-814-692-7661

Form No. 900 Rev. B





## Clinical Laboratory: STAT

Reducing your turnaround time. The goal is clear and challenging. Shortening the centrifugation cycle is only one way to shorten TAT: peripheral operations such as labeling eat up time. Tubes spend time waiting in accessioning to be received and labeled, at the centrifuge to make up a load, and after cycle completion to be transferred to the analyzer.

In a noisy lab, it is easy to miss the audible alarm that signals the end of the centrifuge cycle while answering phone calls from ED, attending to another piece of equipment or dealing with ordinary events such as unexpected results, specimens of questionable quality, or missing tubes.

All these real life conditions increase your average TAT.



## Oncology: STAT Chemistry

Before a cancer patient can receive chemotherapy, the medical team will need to perform blood tests to confirm that the patient is able to cope with the next round of treatment. The turnaround time for this test can be as long as 2 hours. Shortening this time will lead to better patient experience and increase the productivity of the treatment facility.

Using the same methods and STAT centrifuges used by STAT labs can greatly reduce the patient's wait. In addition, testing in the Oncology department itself can further reduce TAT.

Drucker centrifuges are well suited to this setup: compact, quiet, fast, easy to use and affordable.



## Outreach

Maintaining specimen integrity between collection at the outreach site and analysis in the central lab is a challenge. Delayed centrifugation, poor gel barrier formation due to fixed angle centrifugation, and exposure to extreme temperatures can all skew results or render specimens unusable. When tubes will be transported, the CLSI recommends prompt horizontal centrifugation and transport at controlled temperatures. Drucker's outreach tools offer these three elements in an affordable package.

- Higher specimen quality through optimal sample handling.
- Reduced demands on lab personnel to handle questionable specimens.
- Fewer costly re-draws due to improved sample protection during transport.
- Products can be custom labeled with your branding

### Designed for STAT

Lid lighting (patent pending) keeps TAT down by visually showing the centrifuge status: ready, running, done  
No forgotten tubes in the centrifuge: lid lights keep flashing until the lid is opened  
75 and 100 mm (3-10 mL) tubes require no change of rotor or tube holder



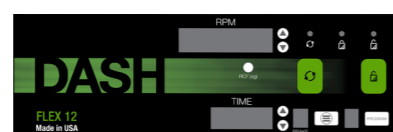
#### ▶ DASH Apex 12

- 12 tube capacity
- Select from 3 cycles (3 min, 5 min, custom) or restrict to just one
- Customizable settings can be set to your validated cycles
- Available in 6 tube capacity for small spaces and 24 tube capacity



#### ▶ DASH Flex 12

- 12 tube capacity
- Digital display shows remaining spin time
- Easy to program for up to 10 custom cycles



#### ▶ DASH Flex 12

- STAT centrifuge
- 12 tube capacity
- Digital display shows remaining spin time
- Easy to program for up to 10 custom cycles



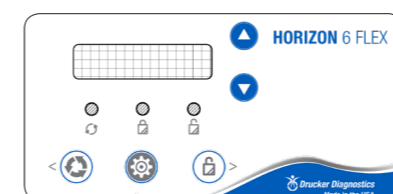
#### ▶ DASH Apex 12

- 12 tube capacity
- Select from 3 cycles (STAT chemistry, coag and pediatric tubes or other) or restrict to just one
- Customizable settings can be set to your validated cycles
- Available in 6 tube capacity for small spaces and in 24 tube capacity



#### ▶ HORIZON 6 Flex

- Routine centrifuge
- 6 tube capacity
- Digital display shows remaining spin time
- Easy to program up to 10 cycles
- Available in 12 and 24 tube capacity



75 and 100 mm (3-10 mL) tubes require no change of rotor or tube holder  
Lid lighting (patent pending) keeps you informed visually of the centrifuge status: ready, running, done  
No forgotten tubes in the centrifuge: lid lights keep flashing until the lid is open



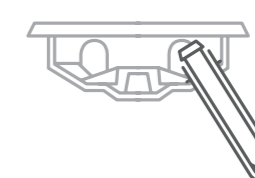
#### ▶ 642E

- World's best selling swing bucket lab centrifuge
- 6 tube capacity
- Single speed for blood processing
- Simple 2 button operation ensures consistency

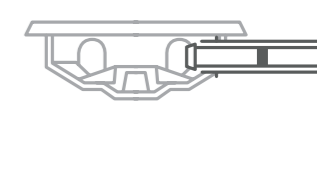
#### 2-Stage Horizontal Rotor

Our patented swing-out horizontal rotor design incorporates a unique test tube holder that produces the ideal horizontally separated samples.

#### Loading Angle



#### Rotation Angle



#### ▶ SampleSafe™ Lockbox

- Protects specimens in extreme hot and cold for hours
- Dense urethane foam insulation
- 5 year warranty

30 Day Free Evaluation available for all products.  
Contact your Drucker representative to arrange an evaluation for your hospital.

All Drucker centrifuges include a rotor and tube holders or buckets.  
All centrifuges come with a 2-year warranty and a lifetime warranty on the rotor.

30 Day Free Evaluation available for all products.  
Contact your Drucker representative to arrange an evaluation for your hospital.