



# Guide to Balanced Centrifuge Loads

Oposing tube holders must be empty or loaded with equally weighted samples.  
When loading only 3 tubes, they must be of equal weight.

## 6 Tube Centrifuges




## 12 Tube Centrifuges




## 24 Tube Centrifuges

*Balanced Rotor Loading*



*Proper Bucket Loading*



Buckets can be placed around the rotor in any of the rotor loading configurations shown.  
Each bucket must be loaded symmetrically with tubes as above.