



Guide to Balanced Centrifuge Loads

Opposing tube holders must be empty or loaded with equally weighted samples.
When loading only 3 tubes, they must be of equal weight.

6 Tube Centrifuges




12 Tube Centrifuges



24 Tube Centrifuges

Opposing buckets do not need to be filled, but must be loaded in exactly the same way.

Proper Bucket Loading



Balanced Rotor Loading

