



Guide to Balanced Centrifuge Loads

Oposing tube holders must be empty or loaded with equally weighted samples.
When loading only 3 tubes, they must be of equal weight.

6 Tube Centrifuges




12 Tube Centrifuges




24 Tube Centrifuges

Balanced Rotor Loading



Proper Bucket Loading



Buckets can be placed around the rotor in any of the rotor loading configurations shown.
Each bucket must be loaded symmetrically with tubes as above.