

HORIZON

642VES

CAT.# 00-024-009-002



DIGITAL SPEED AND TIME CONTROL FOR VARIABLE PROCESSING NEEDS

- HORIZONTAL CENTRIFUGATION
- 6 TUBE CAPACITY
- DIGITAL TIMER
- DIGITAL SPEED CONTROL
- 3,800 MAX RPM
- 2,000 XG MAX RCF

OVERVIEW

The Model 642VES offers digital time and speed adjustment with the ability to establish up to 10 saved pre-sets. Horizontal swing-bucket centrifugation prepares samples to CLSI requirements, and the unit can run at g-forces from 500 - 2,000 xg to meet virtually any testing need.

APPLICATIONS

This centrifuge is ideal for platelet poor plasma, platelet rich plasma, coagulation, clinical chemistry, urine sedimentation, and specialty applications. Its flexibility and ease of use make it ideal for any application requiring diverse sample preparations.

FEATURES

- Electronic Timer with Display:** Adjustable between 1 and 99 minutes with 10 programmable presets
- Capacity:** Six (6) tubes from micro tubes (.5 mL) up to 17 mm x 100 mm (10 mL)
- Brushless AC Motor:** Smooth operation with no routine maintenance
- Quiet Operation with Low Vibration:** Double-encased motor assures quiet performance and low out-of-balance vibration
- Cool Operation:** Unique air-flow design cools the rotor chamber and motor with ambient air; protecting your samples and maximizing sample integrity
- Footprint:** Compact design uses less than 1 sq. ft. of counter space

SAFETY

- Automatic Lid Lock:** Centrifuge will not run with the lid open and the lid cannot be opened while samples are spinning
- Positive Lid Latching:** Firm mechanical latching of the lid prevents the escape of debris in case of tube breakage
- Clear Shatter Proof Lid:** Allows for safe sample observation, optical calibrations, and access for photo tachometer
- Global Regulatory Approvals:** Certified to US, Canadian, and European Safety standards
- Reinforced Guard Bowl:** Provides maximum safety and durability

642VES CENTRIFUGE SPECIFICATIONS
CATALOG NUMBER: 00-024-009-002

Electrical

Voltage 115-230 Volts
 Frequency 50/60 Hz
 Max. Power Requirements 165 Watts
 Protection Breaker 4 Amp. Re-settable
 Centrifuge Motor 1/30 H.P. Brushless AC

Maximum Speed



6-Tube Horizontal Rotor 3,800 RPM


General

Overall Dimensions Height 8.75 in. (22 cm)
 Width 11.75 in. (30 cm)
 Depth 14 in. (35.5 cm)
 Weight 12 lbs. (5.4 kg)
 Max. Acceleration Time 18 seconds
 Max. Deceleration Time 20 seconds
 Timer Electronic, 1 to 99 minutes

Maximum Force

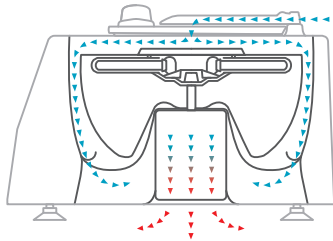
6-Tube Horizontal Rotor 2,000 xg

Parts Included	QTY Included	Part Number	COMMENTS
 6 Place Horizontal Rotor	1	7786067	High Strength Glass Fiber
 75 - 100 mm Tube Holder	6	7713079	For use with 75 - 100 mm tubes (3 mL - 10 mL)

Optional Accessories	QTY Included	Part Number	COMMENTS
 SmartView™ Platform	Available as an accessory	00-079-009-001	Tilts the centrifuge forward for better view and easier reach inside without loss of g-force.

Cool Operations

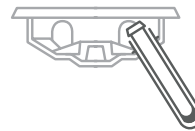
Unique design of the motor housing and rotation chamber allows for cool operation even under the heaviest workloads



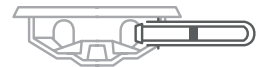
2-Stage Horizontal Rotor Included

Our patented swing-out horizontal rotor design incorporates a unique test tube holder that produces the ideal horizontally separated samples

Loading Angle



Rotation Angle



Warranty

Drucker Diagnostics warrants that this centrifuge is free from defects in workmanship and parts for 2 years.



druckerdiagnostics.com

+1-877-231-3115 (U.S. only)
 +1-814-692-7661

