

HORIZON

642VFD PLUS

CAT.#00-027-009-001



CLINICAL CENTRIFUGE FOR HIGH QUALITY ANALYTICAL RESULTS

- HORIZONTAL CENTRIFUGATION
- 6 TUBE CAPACITY
- PUSH BUTTON OPERATION
- TWO PRESET SPEEDS AND RUNTIMES
- 3,800 MAX RPM
- 2,000 XG MAX RCF

OVERVIEW

The 642VFD-PLUS offers 6 tube capacity horizontal centrifugation with two different preset speed-runtime combinations, one for blood separation (10 minutes at 3800 RPM/2000 xg) and one for urine (5 minutes at 1800 RPM/500 xg). These settings can be changed if desired, but are not designed for frequent adjustment. The two-button design fosters easy repeatability and ease of use, making the 642VFD-PLUS ideal for high volume laboratories.

APPLICATIONS

The model 642VFD-PLUS, with two customizable preset speeds, is designed for laboratories that regularly process two disparate sample types. Ideal for processing blood chemistry and urine samples in Kova® urinalysis tubes, BD Vacutainers®, Greiner Vacuettes®, Starstedt S-Monovettes®, and more.

FEATURES

Electronic Timer: Preset to 10 minutes, preset can be adjusted from 1 to 30 minutes

Capacity: Six (6) tubes up to 17 mm x 100 mm (10 mL)

Brushless AC Motor: Smooth operation with no routine maintenance

Quiet Operation with Low Vibration: Double-encased motor assures quiet performance and low out-of-balance vibration

Cool Operation: Unique air-flow design cools the rotor chamber and motor with ambient air; protecting your samples and maximizing sample integrity

Footprint: Compact design uses less than 1 sq. ft. of counter space

SAFETY

Automatic Lid Lock: Centrifuge will not run with the lid open and the lid cannot be opened while samples are spinning

Positive Lid Latching: Firm mechanical latching of the lid prevents the escape of debris in case of tube breakage

Clear Shatter Proof Lid: Allows for safe sample observation, optical calibrations, and access for photo tachometer

Global Regulatory Approvals: Certified to US, Canadian, and European Safety standards

Reinforced Guard Bowl: Provides maximum safety and durability

642VFD-PLUS CENTRIFUGE SPECIFICATIONS
CATALOG NUMBER: 00-027-009-001

Electrical

Voltage 115-220 Volts
 Frequency 50/60 Hz
 Max. Power Requirements 165 Watts
 Protection Breaker 4 Amp. Re-settable
 Centrifuge Motor 1/30 H.P. Brushless AC

Maximum Speed

6-Tube Horizontal Rotor 3,800 RPM

General



Overall Dimensions..... Height..... 8.75 in. (22 cm)
 Width..... 11.75 in. (30 cm)
 Depth..... 14 in. (35.5 cm)
 Weight..... 12 lbs. (5.4 kg)
 Max. Acceleration Time..... 18 seconds
 Max. Deceleration Time 20 seconds
 Timer Electronic, 1 to 30 minutes,
 preset to 10 minutes


Maximum Force

6-Tube Horizontal Rotor 2,000 xg

Presets:

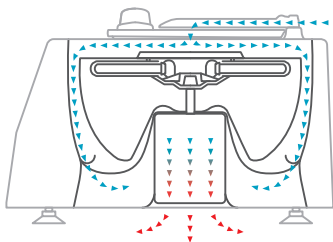
Blood Specimens: 10 minutes at 3,800 RPM/2,000 xg
 Urine Specimens: 5 minutes at 1,800 RPM/500 xg

Parts Included	QTY Included	Part Number	COMMENTS
 6 Place Horizontal Rotor	1	7786067	High strength glass fiber
 75 - 100 mm Tube Holder	6	7713079	For use with 75 - 100 mm tubes (3 mL - 10 mL)

Optional Accessories	QTY Included	Part Number	COMMENTS
 SmartView™ Platform	Available as an accessory	00-079-009-001	Tilts the centrifuge forward for better view and easier reach inside without loss of g-force.

Cool Operations

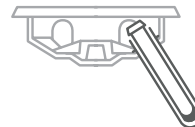
Unique design of the motor housing and rotation chamber allows for cool operation even under the heaviest workloads



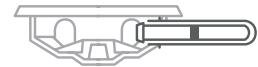
2-Stage Horizontal Rotor Included

Our patented swing-out horizontal rotor design incorporates a unique test tube holder that produces the ideal horizontally separated samples

Loading Angle



Rotation Angle



Warranty

Drucker Diagnostics warrants that this centrifuge is free from defects in workmanship and parts for 2 years.



druckerdiagnostics.com

+1-877-231-3115 (U.S. only)
 +1-814-692-7661

