

HORIZON

755V-24



HORIZONTAL CLINICAL CENTRIFUGE
24 TUBES, VARIABLE SPEED, MULTI-PURPOSE
FOR HIGH-QUALITY ANALYTICAL RESULTS

OVERVIEW

The Model 755V-24 is a continuous-duty, electronically-controlled, variable speed horizontal laboratory centrifuge. The 755V-24 is an extremely versatile centrifuge that not only has a large sample capacity but also boasts features that are sure to meet the most demanding application. The innovative air flow and rotor design guarantees the highest quality sample separations and maintains the integrity of the most sensitive specimens.

APPLICATIONS

This centrifuge is ideal for Serology, STAT, Platelet Poor Plasma (PPP), Platelet Rich Plasma (PRP), Coagulation, Clinical Chemistry, Cytology, Urinalysis, and General Cell / Tissue Processing. With an innovative design, the 755V-24 provides the flexibility and performance that is necessary for today's clinical labs, hospitals, and large laboratories where high volume, multiple applications, and various tube types are common.

FEATURES

Electronic Timer: Selectable between 1 and 99 minutes

Capacity:

- Up to twenty-four (24) 1 - 10 mL tubes
- Up to six (6) 50 mL tubes
- Up to twelve (12) 15 mL tubes

Brushless DC Motor: Smooth operation with no routine maintenance

Quiet Operation with Low Vibration: Double-encased motor assures quiet performance and low out-of-balance vibration

Audible End-of-Run Indicator: Sounds when a cycle is completed

Variable Speed Operation: For precise control

SAFETY

Safety Lid Switch: Centrifuge will not run with the lid open

Positive Lid Latching: Firm mechanical latching of the lid prevents the escape of debris in case of tube breakage

Clear Shatter Proof Lid: Allows for safe sample observation, optical calibrations, and access for photo tachometer

Regulatory Approvals: ETL compliant to ANSI/UL standards

Welded Steel Construction: Provides strength and durability for years of use

Electronic Braking: For reducing deceleration time

755V-24 CENTRIFUGE SPECIFICATIONS

CATALOG NUMBER: 00-043-009-000

Electrical

Voltage..... 115/230 Volts (± 10)
 Frequency 50/60 Hz
 Max. Power Requirements..... 200 Watts
 Protection Breaker..... 4 Amp. Re-settable
 Centrifuge Motor 1/2 H.P. Brushless DC

Maximum Force






6-Carrier Horizontal Rotor 1,700 xg

General

Overall Dimensions..... Height..... 9.0 in. (23 cm)
 Width..... 14.5 in. (37 cm)
 Depth..... 17.0 in. (43 cm)
 Weight..... 39 lbs. (17.7 kg)
 Max. Acceleration Time..... 15 seconds
 Max. Deceleration Time 15 seconds
 Timer Electronic, w/hold or 1 to 99 minutes

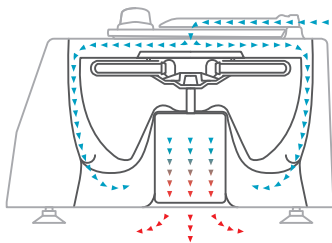
Speed Range

6-Carrier Horizontal Rotor 500 to 3,150 RPM

Parts Included	QTY Included	Part Number	COMMENTS
 6 Place Horizontal Rotor	1	7786022	For use with 1-10 mL tubes, 15 mL tubes, and 50 mL tubes (and carriers)
 100 mm 4 Place carrier 125 mm 2 Place carrier	6	7713023	Can accommodate up to four (4) 100 mm tubes or two (2) 125 mm tubes
 0.5 to 1 mL Tube Adaptor	2	7713068	For use with tubes up to 1 mL
 1.5 to 2 mL Tube Adaptor	2	7713065	For use with tubes between 1.5 mL and 2 mL
 0.25" Cushion Spacer	24	9150	For use with glass vials or tubes

Cool Operations

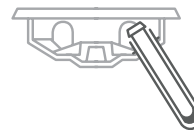
Unique design of the motor housing and rotation chamber allows for cool operation even under the heaviest workloads



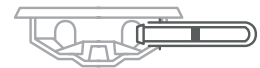
2-Stage Horizontal Rotor Included

Our patented swing-out horizontal rotor design incorporates a unique test tube holder that produces the ideal horizontally separated samples

Loading Angle



Rotation Angle



Warranty

The Drucker Diagnostics warrants that this centrifuge is free from defects in workmanship and parts for 2 years.



druckerdiagnostics.com

+1-877-231-3115 (U.S. only)
 +1-814-692-7661