

HORIZON

755V-12



HORIZONTAL CLINICAL CENTRIFUGE
12 TUBES, VARIABLE SPEED, MULTI-PURPOSE
FOR HIGH-QUALITY ANALYTICAL RESULTS

OVERVIEW

The Model 755V-12 is a continuous-duty, electronically-controlled, variable speed horizontal laboratory centrifuge. The 755V-12 is an extremely versatile centrifuge that not only has a large sample capacity but also boasts features that are sure to meet the most demanding application. The innovative air flow and rotor design guarantees the highest quality sample separations and maintains the integrity of the most sensitive specimens.

APPLICATIONS

This centrifuge is ideal for Serology, STAT, Platelet Poor Plasma (PPP), Platelet Rich Plasma (PRP), Coagulation, Clinical Chemistry, Cytology, Urinalysis, and General Cell / Tissue Processing. With an innovative design, the 755V-12 provides the flexibility and performance that is necessary for today's clinical labs, hospitals, and large laboratories where high volume, multiple applications, and various tube types are common.

FEATURES

- Electronic Timer:** Selectable between 1 and 99 minutes
- Capacity:** Up to twelve (12) 17 x 125 mm (15 mL) tubes
- Brushless DC Motor:** Smooth operation with no routine maintenance
- Quiet Operation with Low Vibration:** Double-encased motor assures quiet performance and low out-of-balance vibration
- Audible End-of-Run Indicator:** Sounds when a cycle is completed
- Variable Speed Operation:** For precise control

SAFETY

- Safety Lid Switch:** Centrifuge will not run with the lid open
- Positive Lid Latching:** Firm mechanical latching of the lid prevents the escape of debris in case of tube breakage
- Clear Shatter Proof Lid:** Allows for safe sample observation, optical calibrations, and access for photo tachometer
- Regulatory Approvals:** ETL compliant to ANSI/UL standards
- Welded Steel Construction:** Provides strength and durability for years of use
- Electronic Braking:** For reducing deceleration time

755V-12 CENTRIFUGE SPECIFICATIONS

CATALOG NUMBER: 00-041-009-000

Electrical

Voltage..... 115/230 Volts (± 10)
 Frequency 50/60 Hz
 Max. Power Requirements..... 200 Watts
 Protection Breaker..... 4 Amp. Re-settable
 Centrifuge Motor 1/2 H.P. Brushless DC

Maximum Force







12-Place Horizontal Rotor 1,800 xg

General

Overall Dimensions..... Height..... 9.0 in. (23 cm)
 Width..... 14.5 in. (37 cm)
 Depth..... 17.0 in. (43 cm)
 Weight..... 39 lbs. (17.7 kg)
 Max. Acceleration Time..... 15 seconds
 Max. Deceleration Time 15 seconds
 Timer Electronic, w/hold or 1 to 99 minutes

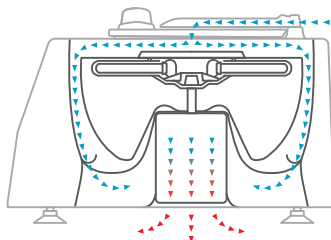
Speed Range

12-Place Horizontal Rotor 500 to 3,200 RPM

Parts Included	QTY Included	Part Number	COMMENTS
 12 Place Horizontal Rotor	1	7786024	For use with 1-10 mL tubes, 15 mL tubes, and 50 mL tubes (and carriers)
 0.5 to 1 mL Tube Adaptor	2	7713068	For use with tubes up to 1 mL
 1.5 to 2 mL Tube Adaptor	2	7713065	For use with tubes between 1.5 mL and 2 mL
 75 mm Tube Holder	12	7713033	For use with 75 mm tubes
 100 mm Tube Holder	12	7713031	For use with 100 mm tubes
 125 mm Tube Holder	12	7713032	For use with 125 mm tubes

Cool Operations

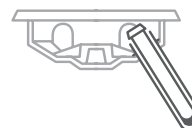
Unique design of the motor housing and rotation chamber allows for cool operation even under the heaviest workloads



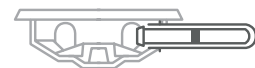
2-Stage Horizontal Rotor Included

Our patented swing-out horizontal rotor design incorporates a unique test tube holder that produces the ideal horizontally separated samples

Loading Angle



Rotation Angle



Warranty

The Drucker Diagnostics warrants that this centrifuge is free from defects in workmanship and parts for 2 years.



druckerdiagnostics.com

+1-877-231-3115 (U.S. only)
 +1-814-692-7661