

# HORIZON

## 642VFD



HORIZONTAL CLINICAL CENTRIFUGE  
**6 TUBES, "ONE-BUTTON" OPERATION**  
PROGRAMMABLE, SINGLE-SPEED, UL/CE APPROVED

## OVERVIEW

The Model 642VFD is the global version of the popular clinical centrifuge 642E. The built-in universal power supply and UL/CE safety approvals allow for global use. The programmable single-speed centrifuge is simple yet flexible enough for any application and its performance provides the 500 xg - 2,000 xg recommended by Kova Urine Tubes®, BD Vacutainers®, Greiner Vacuettes®, Starstedt S-Monovettes®, and more.

## APPLICATIONS

Using patented rotor technology, the 642VFD reduces blood separation processing times by 33% or more while minimizing the use of valuable counter space. The performance of the 642VFD maximizes sample integrity by keeping your patient samples cool during centrifugation, by providing high-quality gel separation, and by minimizing the presence of cells or fibrin strands in the serum or plasma. This programmable, single-speed centrifuge is simple yet flexible enough for any application.

### FEATURES

- Electronic Timer:** Preset to 10 minutes, selectable from 1 to 30 minutes
- Capacity:** Up to six (6) 17 mm x 100 mm tubes
- Brushless AC Motor:** Smooth operation with no routine maintenance
- Quiet Operation with Low Vibration:** Double-encased motor assures quiet performance and low out-of-balance vibration
- Cool Operation:** Unique air-flow design cools the rotor chamber and motor with ambient air; protecting your samples and maximizing sample integrity
- Footprint:** Compact design uses less than 1 sq. ft. of counter space

### SAFETY

- Automatic Lid Lock:** Centrifuge will not run with the lid open and the lid cannot be opened while samples are spinning
- Positive Lid Latching:** Firm mechanical latching of the lid prevents the escape of debris in case of tube breakage
- Clear Shatter Proof Lid:** Allows for safe sample observation, optical calibrations, and access for photo tachometer
- Global Regulatory Approvals:** Certified to US, Canadian, and European Safety standards
- Reinforced Guard Bowl:** Provides maximum safety and durability

# 642VFD CENTRIFUGE SPECIFICATIONS



CATALOG NUMBER: 00-025-009-001


## General

Overall Dimensions..... Height..... 8.75 in. (22 cm)  
 Width..... 11.75 in. (30 cm)  
 Depth..... 14.0 in. (35.5cm)  
 Weight..... 12 lbs. (5.4 kg)  
 Max. Acceleration Time..... 18 seconds  
 Max. Deceleration Time ..... 20 seconds  
 Timer ..... Electronic, 1 to 30 minutes,  
 preset to 10 minutes

## Electrical

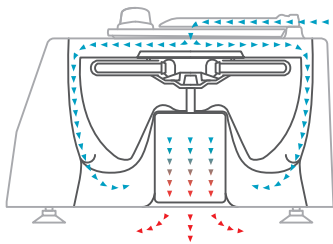
Voltage..... 120/220 Volts (± 10/25 Volts)  
 Frequency ..... 50/60 Hz  
 Max. Power Requirements..... 165 Watts  
 Protection Breaker..... 4 Amp. Re-settable  
 Centrifuge Motor ..... 1/30 H.P. Brushless AC  
**Max Speed** ..... 3,800 (± 100) RPM  
**Maximum Force**..... 2,050 (± 90) xg

Parts Included	QTY Included	Part Number	COMMENTS
 6 Place Horizontal Rotor	1	7786067	High strength glass fiber
 75 - 100 mm Tube Holder	6	7713079	For use with 75 - 100 mm tubes ( 3 mL - 10 mL)

Optional Accessories	QTY Included	Part Number	COMMENTS
 SmartView™ Platform	Available as an accessory	00-079-009-001	Tilts the centrifuge forward for better view and easier reach inside without loss of g-force.

## Cool Operations

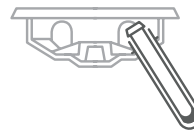
Unique design of the motor housing and rotation chamber allows for cool operation even under the heaviest workloads



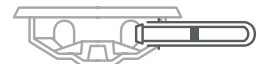
## 2-Stage Horizontal Rotor Included

Our patented swing-out horizontal rotor design incorporates a unique test tube holder that produces the ideal horizontally separated samples

Loading Angle



Rotation Angle



## Warranty

The Drucker Diagnostics warrants that this centrifuge is free from defects in workmanship and parts for 2 years.



druckerdiagnostics.com

+1-877-231-3115 (U.S. only)  
 +1-814-692-7661