

# HORIZON

## 842VES



HORIZONTAL CLINICAL CENTRIFUGE

**6 TUBE, PROGRAMMABLE, MULTI-PURPOSE**

FOR REDUCED PROCESSING TIMES AND HIGH-QUALITY ANALYTICAL RESULTS

## OVERVIEW

The Model 842VES is a continuous-duty, digitally-controlled centrifuge designed for the separation of fluid samples. The 842VES offers control over almost every aspect of the unit's operation from variable acceleration and deceleration to easy time and speed input. This high speed centrifuge can take samples from accessioning directly to centrifugation; no batching, no waiting.

## APPLICATIONS

The high performance capabilities of the Model 842VES allows it to provide high quality serum or plasma in as little as 5 minutes. The 842VES is also ideal for Platelet Poor Plasma (PPP), Platelet Rich Plasma (PRP), Semen, Coagulation, Clinical Chemistry, Urine, and other General Purpose Use. Additionally, when used directly at the accessioning station, the 842VES makes every sample a STAT sample. The versatile nature of the 842VES makes it ideal for research laboratories.

## FEATURES

**Electronic Timer:** Variable from 1 to 99 minutes

**Capacity:**

- Up to twenty-four (24) 1 - 10 mL tubes
- Up to six (6) 50 mL tubes
- Up to twelve (12) 15 mL tubes

**Brushless DC Motor:** Smooth operation with no routine maintenance

**Quiet Operation with Low Vibration:** Double-encased motor assures quiet performance and low out-of-balance vibration

**Electronic Variable Speed Control:** Easily set the running speed by either RPM or RCF

**Programmable Memory Settings:** Customize and save the run from start to finish

**Audible End-of-Run Indicator:** Sounds when a cycle is completed

## SAFETY

**Automatic Lid Lock:** Centrifuge will not run with the lid open and the lid cannot be opened while samples are spinning

**Positive Lid Latching:** Firm mechanical latching of the lid prevents the escape of debris in case of tube breakage

**Clear Shatter Proof Lid:** Allows for safe sample observation, optical calibrations, and access for photo tachometer

**Global Regulatory Approvals:** Certified to US, Canadian, and European Safety standards

**Imbalance Detection:** If an imbalance is detected, the centrifuge will come to a safe, controlled stop

**Welded Steel Construction:** Provides strength and durability for years of use

# 842VES CENTRIFUGE SPECIFICATIONS

CATALOG NUMBER: 00-051-009-000

## Electrical





Voltage ..... 115/230 Volts (± 10%)  
 Frequency ..... 50/60 Hz  
 Max. Power Requirements ..... 200 Watts  
 Protection Breaker ..... 4 Amp. Re-settable  
 Centrifuge Motor ..... 1/2 H.P. Brushless DC

**Speed** ..... 4,600 (± 100) RPM

**Maximum Force** ..... 3,000 (± 90) xg

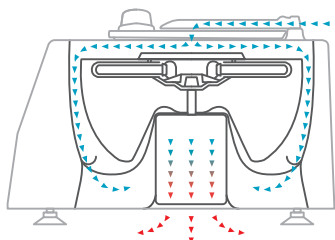
## General

Overall Dimensions..... Height..... 8.0 in. (20 cm)  
 Width..... 11.0 in. (28 cm)  
 Depth..... 13.5 in. (34 cm)  
 Weight..... 23 lbs. (10.5 kg)  
 Min. Acceleration Time ..... 15 seconds  
 Min. Deceleration Time..... 15 seconds  
 Timer ..... Electronic, w/hold or 0 to 99 minutes

Parts Included	QTY Included	Part Number	COMMENTS
 6 Place Horizontal Rotor	1	7786061	High Strength Glass Fiber
 0.5 to 1 mL Tube Adaptor	2	7713068	For use with tubes up to 1 mL
 1.5 to 2 mL Tube Adaptor	2	7713065	For use with tubes between 1.5 mL and 2 mL
 75 - 100 mm Tube Holder	6	7713079	For use with 75 - 100 mm tubes (3 mL - 10 mL)

## Cool Operations

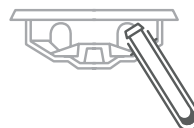
Unique design of the motor housing and rotation chamber allows for cool operation even under the heaviest workloads



## 2-Stage Horizontal Rotor Included

Our patented swing-out horizontal rotor design incorporates a unique test tube holder that produces the ideal horizontally separated samples

Loading Angle



Rotation Angle



## Warranty

The Drucker Diagnostics warrants that this centrifuge is free from defects in workmanship and parts for 2 years.



[druckerdiagnostics.com](http://druckerdiagnostics.com)

+1-877-231-3115 (U.S. only)  
 +1-814-692-7661