

HORIZON 6 FA

FIXED ANGLE ROUTINE CENTRIFUGE

Part # 00-276-009-001

Spin 125 mm tubes and meet fixed angle processing needs for onsite chemistry, urine, and more with HORIZON. Choose the HORIZON 6 FA to set and lock your validated settings for maximum standardization.

Easy to Use

Use the simple, two-button interface to select a preset, or program and record your validated settings on the included label. Spin 75-100 mm (3-10 mL) tubes in the same holder without cushions, or 125 mm (15 mL) tubes in the included additional tube holders.

Easy to Monitor

Process samples more efficiently with HORIZON 6 FA's LED lid lighting: off when the centrifuge is ready to load, on when running, and flashing at the end of cycle.

Built to Last

No routine maintenance. Brushless motor, engineered composite components.

Engineered for Safety

Protect your lab with imbalance detection and a shatterproof lid which can only be opened when the rotor is stopped, even if the unit loses power.

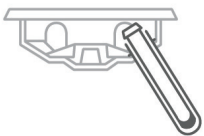
A Great Value

Unbeatable quality for any budget. Each HORIZON 6 FA centrifuge is ready to run with fixed angle rotor, universal 75-100 mm (3-10 mL) tube holders, 125 mm (15 mL) tube holders, and 2-year warranty included in the affordable price.

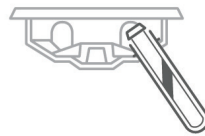


Fixed Angle Rotor

Loading Angle




Rotation Angle



Applications	Max Speed	Max Capacity	Included	Warranty
Chemistry, Coag, PPP, Urine	1,850 xg Max RCF 3,900 Max RPM	6 x 75-125 mm 3-15 mL	Fixed Angle Rotor, Tube Holders, Cycle Label	2 years Rotor: lifetime warranty

Designed, built, and supported in the USA

HORIZON 6 FA



Lid lights indicate cycle status: ready, running, done

3 default preset cycles* for chemistry, coag, and urine

* presets based on CLSI guidelines and tube manufacturer IFU

Use presets or program your validated cycles using the two buttons

1. Chem 2. Coag 3. Urine

Name your cycles your way with included erasable label

QR code for easy access to support videos, manuals, and more

Press to select cycle

May be locked to a single cycle or customized at the lab

Free 30-Day Evaluation (U.S. Only)

Part Numbers	
Centrifuge	00-276-009-001
Replacement 75-100 mm Tube Holders	7713079K (pack of 6)
Replacement 125 mm Tube Holders	7713044K (pack of 6)
1 yr Warranty Extension	03-0-0007-0001
2 yr Warranty Extension	03-0-0007-0002
3 yr Warranty Extension	03-0-0007-0006

Standard Preset Cycles		With Blue Tube Holder (75-100 mm/3-10 mL tubes)	With Orange Tube Holder (125 mm/15 mL tubes)
1 (Chemistry)	10 min @ 3,900 RPM	1,600 xg	1,850 xg
2 (Coag, PPP)	15 min @ 3,800 RPM	1,500 xg	N/A
3 (Urine)	5 min @ 2,200 RPM	500 xg	600 xg

Specifications	
Sound Level	64 dBA
Max RPM/G-Force	3900 RPM/1600 xg/1850 xg
Dimensions (W x D x H)	12 x 14 x 9 in 30 x 36 x 23 cm
Weight	12 lbs (5.4 kg)
Power	95 to 253 V – 50/60 Hz



druckerdiagnostics.com
sales@druckerdiagnostics.com

+1-866-265-1486 (U.S. only)
+1-814-692-7661