

DASH FLEX 6

PROGRAMMABLE STAT CENTRIFUGE

Part # 00-176-009-000

Drucker Diagnostics' DASH Flex 6 introduces the flexible controls and digital display of the best-selling DASH Flex 12 to a smaller body, saving you valuable bench space and allowing you to customize cycle parameters based on your IFUs and unique validation needs.

Easy to Monitor

Prevent forgotten samples and reduce TAT with LED lid lighting (patent pending). Bright lights indicate when the centrifuge is ready to load (off), running (on), or done (flashing). Lights continue flashing until the lid is opened.

Easy to Use

Set and save up to 10 programmable time, speed, and g-force settings using the user-friendly interface. The DASH Flex 6 arrives pre-programmed with the most common STAT settings and can spin 75-100 mm (3-10 mL) tubes with the same rotor and universal tube holders.

Eliminate Wait Time

Further shorten TAT by using a centrifuge array in accessioning to eliminate queuing. The array takes advantage of the DASH Flex 6's compact size to allow samples to be spun as soon as they arrive.

Safe and Durable

Enjoy years of worry-free operation with DASH's brushless motor, reinforced carbon fiber components, and two-year calibration guarantee. Enhance lab safety with imbalance protection and a shatterproof lid, which locks until the centrifuge has stopped.

A Great Value

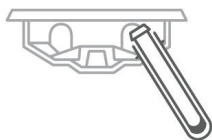
Start spinning samples right out of the box, no assembly or additional accessories required. Each centrifuge arrives with a horizontal rotor, universal tube holders, and 2-year warranty included in the affordable price. All units ship in 3-5 business days.



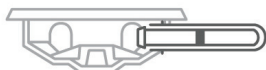
2-Stage Horizontal Rotor

Our patented swing-out horizontal rotor is compatible with recommended IFUs for all common tube manufacturers, including Greiner and BD.

Loading Angle



Rotation Angle



Applications	Max Speed	Max Capacity	Included	Warranty
STAT Chemistry, Coag, PPP	4,000 xg Max RCF 5,300 Max RPM	6 x 75-100 mm 1.5-10 mL	Horizontal Rotor, Tube Holders	2 years Rotor: lifetime warranty

Designed, built, and supported in the USA

DASH FLEX 6

LED lid lights indicate cycle status: ready, running, done

QR code for easy access to support videos, manuals, and more



View RPM and remaining spin time on the digital display

Program and name your custom validated cycles
Store up to 10 settings


Free 30-Day Evaluation (U.S. Only)

Part Numbers	
Centrifuge	00-176-009-000
Replacement 75-100 mm Tube Holders/Buckets	03-1-0007-0046K (6 qty)
Pediatric Tube Adapter 1.5-2.0mL	03-1-0007-0059K (6 qty)
1 yr Warranty Extension	03-0-0007-0003
2 yr Warranty Extension	03-0-0007-0004
3 yr Warranty Extension	03-0-0007-0005

Factory Settings			
	RPM	Time	G-Force
1st Setting/Cycle	5,300	3 min	4,000 xg
2nd Setting/Cycle	5,300	5 min	4,000 xg
3rd Setting/Cycle	3,800	10 min	2,000 xg

Specifications	
Sound level	61 dBA
Dimensions (W x D x H)	12 x 14 x 9 in 30 x 36 x 23 cm
Weight	12 lbs (5.4 kg)
Power	95 to 253 VAC – 50/60 Hz
Max Speed/G-Force	5,300 RPM/4,000 xg





druckerdiagnostics.com
sales@druckerdiagnostics.com

+1-866-265-1486 (U.S. only)
+1-814-692-7661